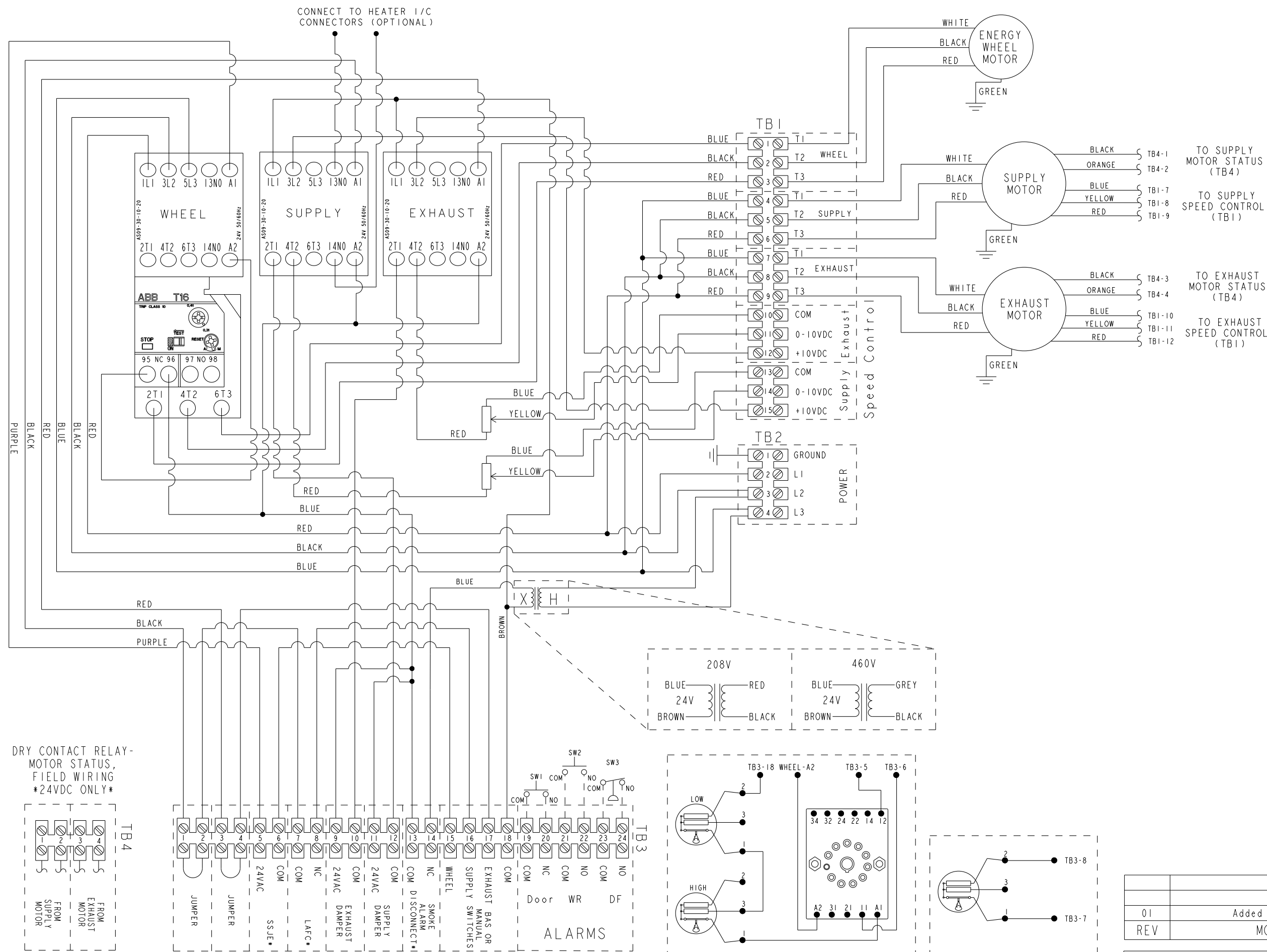


The duplication and usage of this document or the contents thereof, without proper authorization is strictly prohibited. Contravention will be prosecuted.

La duplication et l'utilisation de ce document ou de son contenu sans autorisation est strictement interdite. Toute contravention sera poursuivie.

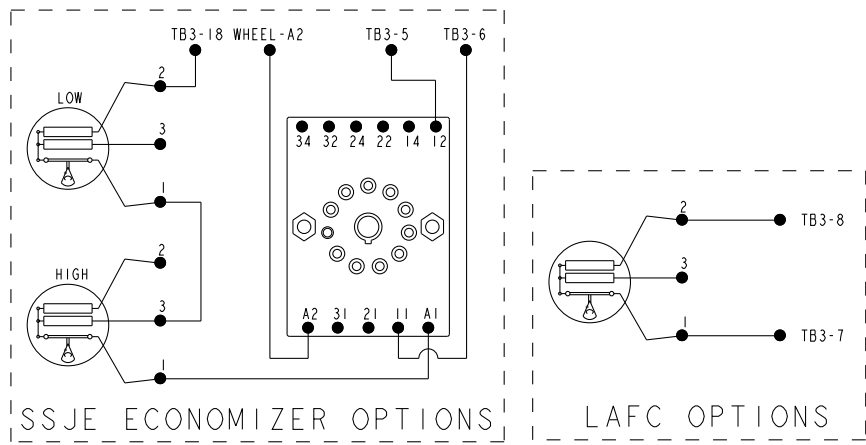
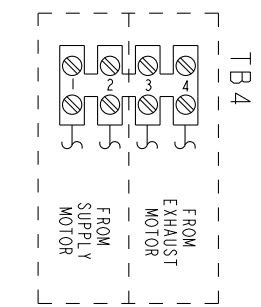


- TO SUPPLY MOTOR STATUS (TB4)
- TO SUPPLY SPEED CONTROL (TB1)
- TO EXHAUST MOTOR STATUS (TB4)
- TO EXHAUST SPEED CONTROL (TB1)

LEGEND

- SW1 DOOR SWITCH
- SW2 ENERGY WHEEL REED SWITCH
- SW3 PRESSURE SWITCH
- SW4 TOGGLE SWITCH (BY OTHERS)
- SSJE STOP/START/ JOG ECONOMIZER
- BAS BUILDING AUTOMATION SYSTEM
- L AFC LOW AMBIENT FROST CONTROL
- DOOR DOOR SENSOR
- WR WHEEL ROTATION SENSOR
- DF DIRTY FILTER SENSORS

DRY CONTACT RELAY- MOTOR STATUS, FIELD WIRING *24VDC ONLY*



DASHED LINES DENOTE OPTIONAL EQUIPMENT
* REMOVE FACTORY INSTALLED JUMPER BEFORE WIRING

01	Added TB4 Terminal/notes	SMB	9/15/2023
REV	MODIFICATIONS	BY	DATE

DRAWN BY:	S. HEBERT	DATE:	7/10/2022
DESCRIPTION:	Wiring Diag,ERV2-EC,Potentiometer		
DRAWING NO./ITEM NO.	405291		