

# Declaration of Performance

Version: E

## 1. Unique identification code of the product

**F-C2**

Valid for all subtypes: **F-C2...VA; F-C2...OF**

## 2. Type

**Systemair Cartridge Fire Damper F-C2**

## 3. Intended use of the construction product

**Fire closure for HVAC ductworks for the compartmentization**

## 4. Name, registered trade name and contact address of the manufacturer

**Systemair Production a.s.**

Hlavná 371,  
90043 Kalinkovo, Slovakia

## 5. Where applicable, name and contact address of the authorized representative

---

## 6. System of assessment and verification of constancy of performance of the construction product

**System 1**

## 7. Harmonized product standard, test standard, classification standard

**EN 15 650:2010**

## 8. Identification number of the notified body

**1396**

Name and address of the notified person:

**FIRES s.r.o.,**  
Osloboditeľov 282,


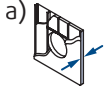
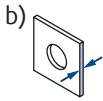

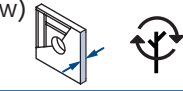
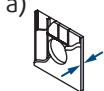
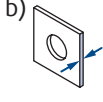
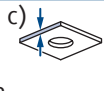
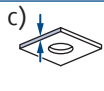

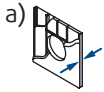
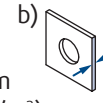

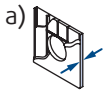
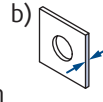

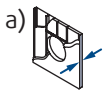
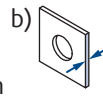

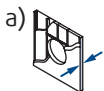
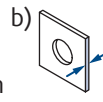
059 35 Batizovce, Slovakia


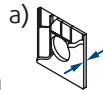
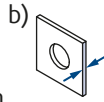


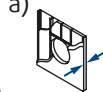
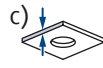
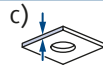

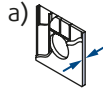
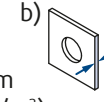

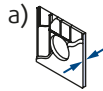

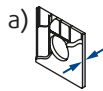
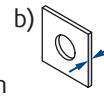

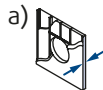
Notified person performed in system 1 the determination of the product type based on type testing (including sampling) and descriptive documentation of the production initial inspection of the manufacturing plant and of factory production control and continuous surveillance, assessment and evaluation of factory production control and issued certificate of constancy of performance:



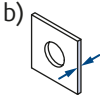

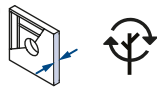





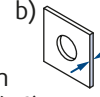





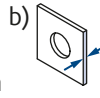





1396 - CPR - 0183

9. Declared performance, Installations:

 <p>Wet</p>	F-C2	EI 60 ( $v_e i \leftrightarrow o$ ) S $\geq 100$ mm 	$\geq 100$ mm ( $\geq 500$ kg/m <sup>3</sup> ) 	 <p>360°</p>	
		EI 90 ( $v_e i \leftrightarrow o$ ) S $\geq 120$ mm 			
		EI 120 ( $v_e i \leftrightarrow o$ ) S $\geq 125$ mm $\geq 100$ mm (DN140 ... DN200) 			
		EI 60 ( $h_o i \leftrightarrow o$ ) S 			
		EI 90 ( $h_o i \leftrightarrow o$ ) S $\geq 125$ mm ( $\geq 600$ kg/m <sup>3</sup> )			
		EI 120 ( $h_o i \leftrightarrow o$ ) S $\geq 150$ mm $\geq 125$ mm (DN140 ... DN200) ( $\geq 600$ kg/m <sup>3</sup> ) 			
 <p>Dry</p>	F-C2	EI 60 ( $v_e - i \leftrightarrow o$ ) S $\geq 100$ mm 	$\geq 100$ mm ( $\geq 500$ kg/m <sup>3</sup> ) 	 <p>360°</p>	
		EI 90 ( $v_e - i \leftrightarrow o$ ) S			
		EI 120 ( $v_e i \leftrightarrow o$ ) S $\geq 150$ mm $\geq 125$ mm (DN80 ... DN125) 	$\geq 150$ mm $\geq 125$ mm (DN80 ... DN125) ( $\geq 500$ kg/m <sup>3</sup> ) 		
 <p>Soft</p>	F-C2	EI 60 ( $v_e i \leftrightarrow o$ ) S $\geq 100$ mm 	$\geq 100$ mm ( $\geq 500$ kg/m <sup>3</sup> ) 	 <p>360°</p>	
		EI 90 ( $v_e i \leftrightarrow o$ ) S			
		EI 120 ( $v_e i \leftrightarrow o$ ) S $\geq 150$ mm 			$\geq 150$ mm ( $\geq 500$ kg/m <sup>3</sup> ) 

 Wet	F-C2...VA	EI 60 ( $v_e i \leftrightarrow o$ ) S $\geq 100$ mm 	$\geq 100$ mm ( $\geq 500$ kg/m <sup>3</sup> ) 	 360°
		EI 90 ( $v_e i \leftrightarrow o$ ) S $\geq 125$ mm $\geq 100$ mm (DN160 ... DN200) 		
		EI 120 ( $v_e i \leftrightarrow o$ ) S $\geq 150$ mm 		
		EI 60 ( $h_o i \leftrightarrow o$ ) S 		
		EI 90 ( $h_o i \leftrightarrow o$ ) S $\geq 125$ mm ( $\geq 600$ kg/m <sup>3</sup> )		
		EI 120 ( $h_o i \leftrightarrow o$ ) S $\geq 150$ mm $\geq 125$ mm (DN160 ... DN200) ( $\geq 600$ kg/m <sup>3</sup> ) 		
 Dry	F-C2...VA	EI 60 ( $v_e - i \leftrightarrow o$ ) S $\geq 100$ mm 	$\geq 100$ mm ( $\geq 500$ kg/m <sup>3</sup> ) 	 360°
		EI 90 ( $v_e - i \leftrightarrow o$ ) S		
		EI 120 ( $v_e i \leftrightarrow o$ ) S $\geq 150$ mm $\geq 125$ mm (DN80 ... DN125) 		
 Soft	F-C2...VA	EI 60 ( $v_e i \leftrightarrow o$ ) S $\geq 100$ mm 	$\geq 100$ mm ( $\geq 500$ kg/m <sup>3</sup> ) 	 360°
		EI 90 ( $v_e i \leftrightarrow o$ ) S		
		EI 120 ( $v_e i \leftrightarrow o$ ) S $\geq 150$ mm 		

 Wet	F-C2...OF	EI 60 ( $v_e i \leftrightarrow o$ ) S $\geq 100$ mm 	 $\geq 100$ mm $(\geq 500 \text{ kg/m}^3)$	 360°
		EI 90 ( $v_e i \leftrightarrow o$ ) S $\geq 125$ mm $\geq 100$ mm (DN160 ... DN200) 		
		EI 120 ( $v_e i \leftrightarrow o$ ) S $\geq 150$ mm 		
		EI 60 ( $h_o i \leftrightarrow o$ ) S 		
		EI 90 ( $h_o i \leftrightarrow o$ ) S $\geq 125$ mm $(\geq 600 \text{ kg/m}^3)$		
		EI 120 ( $h_o i \leftrightarrow o$ ) S $\geq 150$ mm $\geq 125$ mm (DN160 ... DN200) $(\geq 600 \text{ kg/m}^3)$ 		
 Dry	F-C2...OF	EI 60 ( $v_e - i \leftrightarrow o$ ) S $\geq 100$ mm 	 $\geq 100$ mm $(\geq 500 \text{ kg/m}^3)$	 360°
		EI 90 ( $v_e - i \leftrightarrow o$ ) S $\geq 100$ mm 		
		EI 120 ( $v_e i \leftrightarrow o$ ) S $\geq 150$ mm $\geq 125$ mm (DN100 ... DN125) 		
 Soft	F-C2...OF	EI 60 ( $v_e i \leftrightarrow o$ ) S $\geq 100$ mm 	 $\geq 100$ mm $(\geq 500 \text{ kg/m}^3)$	 360°
		EI 90 ( $v_e i \leftrightarrow o$ ) S $\geq 100$ mm 		
		EI 120 ( $v_e i \leftrightarrow o$ ) S $\geq 150$ mm 		

Note:

Installations of subtype **F-C2...OF** were tested without connected duct, with natural convection.

Legend:

1. **Wet** - Wet Installation, Using Plaster/Mortar/Concrete Filling
  2. **Dry** - Dry Installation, Using Mineral Wool and Coverplates
  3. **Soft** - Soft Installation, Using Mineral Wool filing
- a) - Flexible (plasterboard) wall  
 w) - Timber stud wall  
 b) - Concrete/masonry/cellular concrete (rigid) wall  
 c) - Concrete/cellular concrete (rigid) floor/ceiling

$v_e$  - Vertical supporting construction (wall)

$h_o$  - Horizontal supporting construction (floor/ceiling)

### Assessment of F-C2 and subtypes F-C2...VA; F-C2 ...OF

Property	Test regulation	Classification standard	Technical specification for assessment	Performance expressed	Evaluation
Nominal activation /Sensing element conditions /sensitivity	ISO 10294-4	/	EN 15650 4.2.1.2 4.2.1.2.2 4.2.1.2.3	<ul style="list-style-type: none"> <li>load-bearing capacity in accordance with ISO 10294-4, 4.2;</li> <li>response temperature in accordance with ISO 10294-4, 4.2;</li> </ul>	<b>Satisfied</b>
Response delay (response time)	EN 1366-2	/	EN 15650 4.2.1.3	<ul style="list-style-type: none"> <li>closure time within time period of 2 minutes</li> </ul>	<b>Satisfied</b>
Operational reliability	EN 1366-2	/	EN 15650 4.3.1 a)	50 cycles	<b>Satisfied</b>
Fire resistance <ul style="list-style-type: none"> <li>integrity</li> <li>insulation</li> <li>smoke leakage</li> <li>mechanical stability</li> </ul>	EN 1366-2	EN 13501-3 + A1	EN 15650, cl. 4.1.1, a), cl. 4.1.1 b), cl. 4.1.1 c), cl. 4.1.1 a),	See installation Table 9.	<b>Satisfied</b>
Fire resistance <ul style="list-style-type: none"> <li>maintenance of cross-section</li> </ul>	EN 1366-2	EN 13501-3 + A1	EN 15650, cl. 4.4.1 a)	See installation Table 9.	<b>Satisfied</b>
Durability of response delay	ISO 10294-4	/	EN 15650 4.3.3.1	Durability of response delay (by tested temperature response and load-bearing capacity) is preserved.	<b>Satisfied</b>
Durability of operational reliability	EN 15650 Annex C	/	EN 15650 4.3.3.2	NPD (no performance determined)	/

This declaration of performance is issued under the sole responsibility of the manufacturer identified in point 4. Signed for and on behalf of the manufacturer by:



Kalinkovo, January 26, 2024

Ing. Maroš Chlebo, Managing Director