






























DECLARATION OF PERFORMANCE



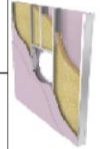



According to Regulation (EU) No 305/2011 of the European Parliament and of the Council number:




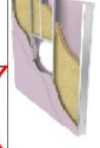



DeclarOfPerform_FDR-3G_C_EN




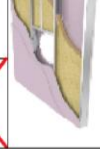



1. Unique identification code of the product	FDR-3G (valid for all subgroups FDR-3G...EX, FDR-3G...KR, FDR-3G...KS, FDR-3G...OF)
2. Type	Circular fire damper
3. Intended use of the construction product	Fire closure for HVaC ductworks for the compartmentization
4. Name, registered trade name and contact address of the manufacturer	Systemair Production a.s., Hlavná 371, 90043 Kalinkovo, Slovakia
5. Where applicable, name and contact address of the authorized representative	---
6. System of assessment and verification of constancy of performance of the construction product	system 1
7. Harmonized product standard	EN 15 650:2010
8. Identification number of the notified body	1396
Name and address of the notified person	FIRES s.r.o. Osloboditeľov 282, 059 35 Batizovce
Which performed in system 1:	determination of the product type on the basis of type testing (including sampling) and descriptive documentation of the production initial inspection of the manufacturing plant and of factory production control and continuous surveillance, assessment and evaluation of factory production control
and issued certificate of constancy of performance	1396-CPR-0162




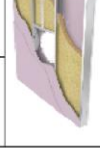



9. Declared performance




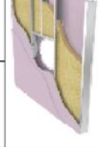



 1 Wet	FDR-3G Ø100 ... Ø1000	 EI60(ve ho i<->o)S	 	  
		 EI90(ve ho i<->o)S  EI120(ve ho i<->o)S		
 2 Dry	FDR-3G Ø100 ... Ø1000	 EI60(ve i<->o)S		 
		 EI90(ve i<->o)S		
 3 Soft	FDR-3G Ø100 ... Ø630	 EI60(ve ho i<->o)S		  
		 EI90(ve ho i<->o)S		
 3 Soft	FDR-3G Ø100 ... Ø630	 EI60(ve ho i<->o)S		  
		 EI90(ve ho i<->o)S		




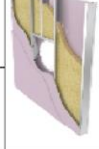



 3H Hilti	FDR-3G Ø100 ... Ø630	<ul style="list-style-type: none"> EI60(ve i<->o)S EI90(ve i<->o)S 			 
					




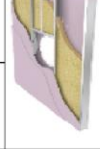



 5.1 On, Out	FDR-3G Ø100 ... Ø400	<ul style="list-style-type: none"> EI60(ve i<->o)S EI90(ve i<->o)S 			 
					







 5.2 On, Out	FDR-3G Ø100 ... Ø500	<ul style="list-style-type: none"> EI60(ve i<->o)S 			 
					









 1 Wet	FDR-3G...OF Ø200 ... Ø630	<ul style="list-style-type: none"> EI60(ve i<->o)S EI90(ve i<->o)S EI120(ve i<->o)S 			 
					










 2 Dry	FDR-3G...OF Ø200 ... Ø630	<ul style="list-style-type: none"> EI60(ve i<->o)S EI90(ve i<->o)S 			 
					






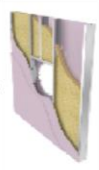







 3 Soft	FDR-3G...OF Ø200 ... Ø630	<ul style="list-style-type: none"> EI60(ve i<->o)S EI90(ve i<->o)S 			 
					









 3H Hilti	FDR-3G...OF Ø200 ... Ø630	<ul style="list-style-type: none"> EI60(ve i<->o)S EI90(ve i<->o)S 			 
					








 4 Kit	FDR-3G...KR Ø100 ... Ø630	<ul style="list-style-type: none"> EI60(ve i<->o)S EI90(ve i<->o)S EI120(ve i<->o)S 			
					








 4 Kit	FDR-3G...KS Ø100 ... Ø630	 EI60(ve i<->o)S	 EI90(ve i<->o)S	 EI120(ve i<->o)S	 		







 1 Wet	FDR-3G...EX Ø100 ... Ø1000	 EI60(ve ho i<->o)S	 EI90(ve ho i<->o)S	 EI120(ve ho i<->o)S	 			

 2 Dry	FDR-3G...EX Ø100 ... Ø1000	 EI60(ve i<->o)S	 EI90(ve i<->o)S		 			
		FDR-3G...EX Ø100 ... Ø630	 EI60(ve ho i<->o)S	 EI90(ve ho i<->o)S		 		

 3 Soft	FDR-3G...EX Ø100 ... Ø630	 EI60(ve ho i<->o)S	 EI90(ve ho i<->o)S		 			

 3H Hilti	FDR-3G...EX Ø100 ... Ø630	 EI60(ve i<->o)S	 EI90(ve i<->o)S		 			

 5.1 On, Out	FDR-3G...EX Ø100 ... Ø400	 EI60(ve i<->o)S	 EI90(ve i<->o)S		 			

 5.2 On, Out	FDR-3G...EX Ø100 ... Ø500	 EI60(ve i<->o)S			 			

ACCORDING TO EN 15650 EACH FIRE DAMPER MUST BE INSTALLED ACCORDINGLY INSTALLATION INSTRUCTIONS PROVIDED BY THE MANUFACTURER!	
Supporting construction	Standard according to tab. 3 – 5 in EN 1366-2
Direction of the blade axis	Installation out of wall only horizontal, rest of installation methods horizontal and vertical (all)
Fire resistance: maintenance of the cross section (under E) / integrity E / insulation I / smoke leakage S / mechanical stability (under E) / cross section (under E)	passed
Nominal activation conditions/sensitivity: - sensing element load bearing capacity - sensing element response temperature	passed
Response delay (resp. time) - closure time	passed
Operational reliability: - cycling motorized - cycling manual - cycling modulated	passed 10 200 cycles, 50 cycles, 20 200 cycles,
Durability of response delay: sensing element response temperature and load bearing capacity	passed
Tightness class according to EN 1751:	Standard version:
	Casing class "C" up to 500 Pa
	Blade class "3" up to 500 Pa
Actuating mechanism:	
Manual: Electromagnet 24V AC/DC/ 230 V AC in impulse/interruption connection	
Actuator Belimo: BLF230-T, BLF24-T, BFL24-SR-T, BF230-T, BF24-T, BF24-SR-T, BFN230-T, BFN24-T, BFN24-T, BFL230-T, BFL24-T, BFL24-SR-T (also with connection possibilities with acronyms ST, W)	
Actuator Gruner: 360TA-230-12-S2, 360CTA-024-12-S2, 360TA-024-12-S2, 340TA-230D-03-S2, 340TA-024D-03-S2, 340CTA-024D-03-S2, 340TA-230-05-S2, 340TA-024-05-S2, 340CTA-024-05-S2 (also with connection possibilities with acronyms ST, W)	
<i>Actuator Schischek: ExMax-15 BF; RedMax-15 BF</i>	

This declaration of performance is issued under the sole responsibility of the manufacturer identified in point 4.
Signed for and on behalf of the manufacturer by:

Kalinkovo on the 10th of August 2020


.....
Ing. Maroš Chlebo, Managing Director