

HELLA
Linear Slot Diffuser
Handbook



Table of Contents

<u>Description</u>3
<u>Dimensions</u>5
<u>Ordering Codes</u>7
<u>Accessories</u>11
<u>Technical Parameters</u>20
<u>Installation</u>92
<u>Transport, Storage and Operation</u>101
<u>Supplement</u>102



Description

HELLA is a linear slot diffuser, mainly intended for air supply in comfort ventilation systems for offices, shops, medical rooms, school classrooms etc. The supply air flow pattern/direction can be formed by adjustable deflectors in vents, air flow volume can be tuned by slider adjustment damper. Air extract is also possible with HELLA. Typical installation location for HELLA is suspended ceiling. The diffusers can be installed as individual pieces or in array of multiple segments.

Highlights

- Modern slim and compact design
- Easy and quick installation
- Precise adjustment of air discharge pattern
- Installation with or without plenum box
- Plenum box with tightness class C, compliant with EN 1751 standard
- Slider adjustment damper available
- Individual diffuser or continuous array of multiple diffusers installable
- 1-, 2-, 3- or 4-slot arrangement
- Rectangular corner elements available

Product Types

- HELLA: Linear Diffuser
- HELLA-T: Linear Diffuser for T-bar Ceiling Installation
- HELLA-CE: 90° Corner Element

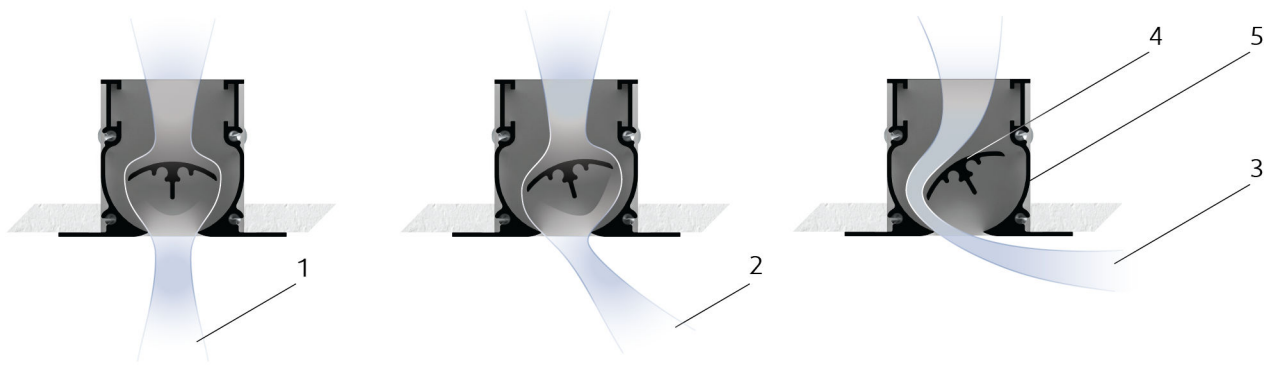
List of Accessories

- PB-HELLA: Plenum Box
- CP-PB-HELLA: Connection Plate
- S-HELLA: Installation Spacer
- MB-HELLA: Mounting Bridge
- CP-HELLA: Connection Piece
- EC-HELLA: End-cap

Design



Linear slot diffuser HELLA is manufactured from aluminium profiles. The surface treatment can be anodized aluminium or powder paint. The number of slots can be 1 up to 4. Each individual slot is equipped by longitudinal deflector, which can be adjusted for different air flow patterns in 180° angle between the vertical and two opposed horizontal directions. These deflectors as well as the profiles dividing the slots are dismountable without tools, making so the installation of the diffuser easy. The galvanized steel slider adjustment damper as a part of the diffuser can be attached or detached without tools. The end caps (frame profiles on short sides of the diffuser) are fixed by screws. If the end caps are dismounted, it is possible to install a continuous array of multiple diffusers. Galvanized steel plenum box with circular duct connection can be delivered as accessory of the diffuser optionally with insulation inside/outside. For installation without plenum box a galvanized steel mounting bridge is available.

Product Parts



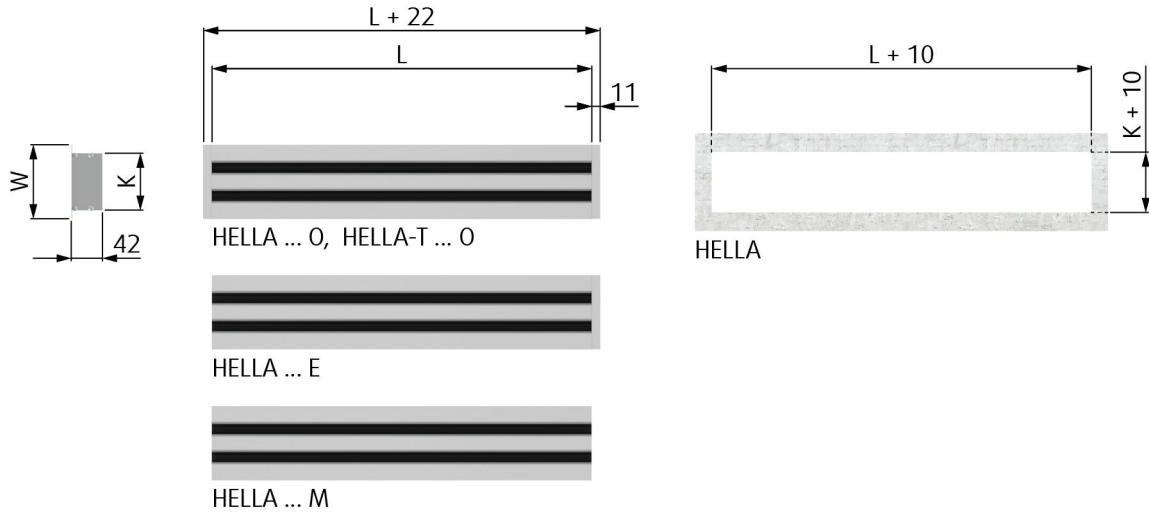
Legend

- 1 Vertical distribution; position 1
- 2 Diagonal distribution; positions 2
- 3 Horizontal distribution; positions 3
- 4 Deflector
- 5 Diffuser



Air flow visualization

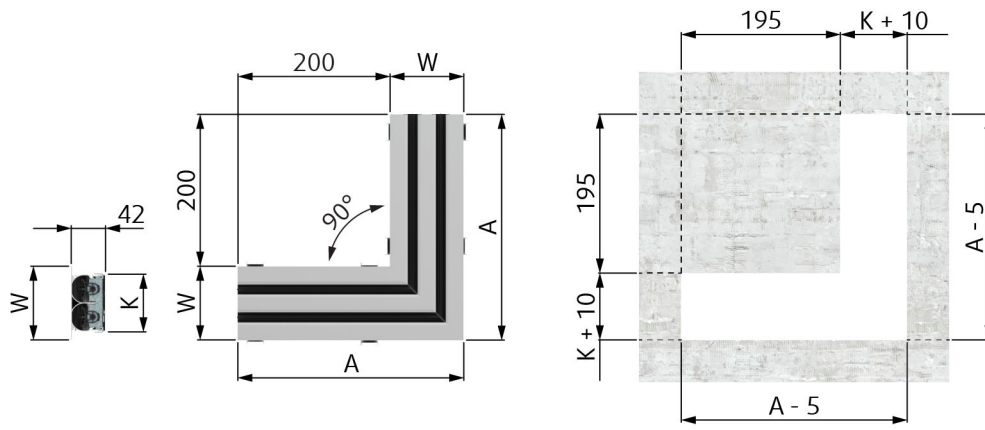
Dimensions



L	HELLA-1			HELLA-2			HELLA-3			HELLA-4		
	W	K	m	W	K	m	W	K	m	W	K	m
mm			kg	mm		kg	mm		kg	mm		kg
500	60	41	0,7	97	77	1,0	134	114	1,4	171	151	1,8
600			0,8			1,2			1,6			2,1
700			0,9			1,4			1,9			2,4
800			1,0			1,6			2,2			2,7
900			1,1			1,7			2,4			3,0
1000			1,2			1,9			2,6			3,3
1100			1,3			2,1			2,9			3,6
1200			1,4			2,3			3,1			3,9
1300			1,5			2,5			3,4			4,2
1400			1,6			2,7			3,6			4,6
1500	1,8	2,8	3,8	4,8								

L _t	L	HELLA-T-1			HELLA-T-2			HELLA-T-3			HELLA-T-4		
		W	K	m	W	K	m	W	K	m	W	K	m
mm			kg	mm		kg	mm		kg	mm		kg	
600	573	60	41	0,7	97	77	1,2	134	114	1,6	171	151	2,0
1200	1173			1,3			2,2			3,0			3,8
1800	1773			2,2			3,5			4,7			6,0
2400	2373			2,8			4,6			6,2			7,8

NOTE: L_t is a nominal length.



HELLA-CE-1				HELLA-CE-2				HELLA-CE-3				HELLA-CE-4			
A	W	K	m	A	W	K	m	A	W	K	m	A	W	K	m
mm			kg	mm			kg	mm			kg	mm			kg
260	60	41	0,8	297	97	77	1,2	334	134	114	1,7	371	171	151	2,3

Ordering Codes

HELLA

Linear Diffuser

Number of Slots

- 1
- 2
- 3
- 4

Diffuser Length L (mm) 1 Increment 100 mm

- 500
- 600
- 700
- 800
- 900
- 1000
- 1100
- 1200
- 1300
- 1400
- 1500

Deflector Colour

- B** Black
- SW** Signal white RAL9003

Damper

- R** Slider adjustment damper
- 0** No damper

Diffuser Construction

- 0** Complete unit including end caps at both ends 2
- E** End unit for linear assembly
- M** Middle unit for linear assembly

Surface Finish

- AN** Anodized aluminium finish
- SW** Powder coating - signal white RAL9003
- RALXXXX** Powder coating - other RAL colour

NOTES:

- 1 Standard sizes for non-specific installation. L represents the length of the diffuser part immersed in the ceiling.
- 2 End cap is the detachable short side of the frame on HELLA diffuser.

Example of the Ordering Code

HELLA-2-1500-B-0-0-AN

Diffuser with 2 slots, 1500 mm length, black deflectors, without damper, complete unit including side frame at both ends, anodized aluminium finish.

HELLA-T

Linear Diffuser for T-bar Ceiling Installation

Ordering Codes

Number of Slots

- 1
- 2
- 3
- 4

Diffuser Length L (mm) 1

- 600
- 1200
- 1800
- 2400

Deflector Colour

- B** Black
- SW** Signal white RAL9003

Damper

- R** Slider adjustment damper
- 0** No damper

Surface Finish

- AN** Anodized aluminium finish
- SW** Powder coating - signal white RAL9003
- RALXXXX** Powder coating - other RAL colour

NOTES:

- 1) Sizes for installation in T-bar ceiling, raster 600 mm. Lt represents the length of the diffuser outer frame laid on the ceiling T-profiles.

Example of the Ordering Code

HELLA-T-2-1200-B-0-AN

Diffuser for T-bar raster 600 mm, with 2 slots, length of diffuser 1200 mm, black deflectors, without damper, anodized aluminium finish.

HELLA-CE

90° Corner Element

Ordering Codes

Number of Slots

- 1
- 2
- 3
- 4

Deflector Colour

B Black

SW Signal white RAL9003

Surface Finish

AN Anodized aluminium finish

SW Powder coating - signal white RAL9003

RALXXXX Powder coating - other RAL colour

NOTES:

HELLA-CE is a corner element with only visual function. It cannot be used for air distribution.

HELLA-CE is delivered with 4 pieces of mounting bridges MB-HELLA in corresponding size.

Example of the Ordering Code


HELLA-CE-3-B-AN

Corner element, with 3 slots, black deflectors, anodized aluminium finish.

Accessories

PB-HELLA & PB-HELLA-T

Plenum Boxes



Description

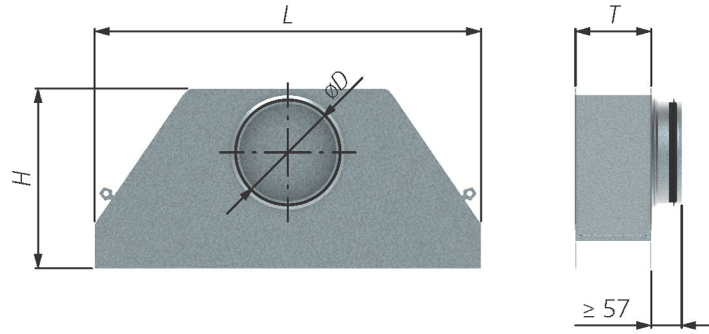
Plenum boxes PB-HELLA and PB-HELLA-T are used to achieve proper discharge parameters of diffusers HELLA and HELLA-T, corresponding in size and number of slots.

Design

PB-HELLA and PB-HELLA-T is made from galvanized steel sheet, equipped by circular duct connections with rubber gasket. The box can have insulation inside and outside. Tightness class of the plenum box is "C" in compliance with EN 1751 standard. Multiple boxes can be installed with multiple diffusers arranged in an array. For this type of installation the boxes have connecting ears to join with neighbouring box.

For diffusers HELLA-T of length 1800 mm and 2400 mm the plenum boxes PB-HELLA-T with corresponding length consist from two connected plenum box segments with two separate air inlets (see dimension table PB-HELLA-T).

Dimensions



		PB-HELLA-1										
L		500	600	700	800	900	1000	1100	1200	1300	1400	1500
H	mm	214										
T		44										
øD		100					125					
m	kg	1,3	1,5	1,7	1,9	2,1	2,3	2,5	2,8	3,0	3,2	3,4

		PB-HELLA-3										
L		500	600	700	800	900	1000	1100	1200	1300	1400	1500
H	mm	282										
T		118										
øD		160					200					
m	kg	1,9	2,2	2,4	2,7	2,9	3,3	3,5	3,8	4,1	4,3	4,6

		PB-HELLA-2										
L		500	600	700	800	900	1000	1100	1200	1300	1400	1500
H	mm	250										
T		81										
øD		125					160					
m	kg	1,6	1,8	2,0	2,3	2,5	2,8	3,0	3,3	3,5	3,7	4,0

		PB-HELLA-4										
L		500	600	700	800	900	1000	1100	1200	1300	1400	1500
H	mm	337										
T		155										
øD		200					250					
m	kg	2,4	2,7	2,9	3,2	3,5	3,9	4,2	4,5	4,8	5,1	5,4

NOTE:

The external insulation J (see the Ordering code on following page) increases the dimension T by approximately 2 mm × 6 mm.

		PB-HELLA-T-1			
L _t	mm	600	1200	1800	2400
n		1		2	
L		573	1173	1773	2373
H	mm	214			
T		44			
øD		100	125	100	125
m	kg	1,5	2,8	4,2	5,6

		PB-HELLA-T-2			
L _t	mm	600	1200	1800	2400
n		1		2	
L		573	1173	1773	2373
H	mm	250			
T		81			
øD		125	160	125	160
m	kg	1,6	3,3	5	6,6

		PB-HELLA-T-3			
L _t	mm	600	1200	1800	2400
n		1		2	
L		573	1173	1773	2373
H	mm	282			
T		118			
øD		160	200	160	200
m	kg	1,9	3,8	5,8	7,6

		PB-HELLA-T-4			
L _t	mm	600	1200	1800	2400
n		1		2	
L		573	1173	1773	2373
H	mm	337			
T		155			
øD		200	250	200	250
m	kg	2,4	4,5	7	9

NOTES:

L_t = Nominal length of diffuser HELLA-T

n = Number of plenum box segments

L, H, T = Physical dimensions of plenum box PB-HELLA-T.

The external insulation J increases the dimension T by approximately 2 mm × 6 mm.

For sizes 1800 and 2400 L is overall length of both plenum box segments together.

The weight m (kg) is stated for the whole plenum box set regardless if it consists of one or two plenum box segments.

PB-HELLA

Plenum Box for HELLA Diffuser

Ordering Codes

Number of Slots

- 1**
- 2**
- 3**
- 4**

Length L (mm) 1 Increment 100 mm

- 500**
- 600**
- 700**
- 800**
- 900**
- 1000**
- 1100**
- 1200**
- 1300**
- 1400**
- 1500**

Insulation 1)

- I1** Internal insulation
- J** External insulation

NOTES:

1 The external insulation J increases the dimension T (see the Dimensions picture on following page) by approximately 2 mm × 6 mm.

If no insulation is defined, the plenum box will come without insulation.

Plenum box PB-HELLA and mounting bridge MB-HELLA exclude each other in use with the same diffuser HELLA

Example of the Ordering Code

PB-HELLA-2-1000-I2

Plenum box for double slot diffuser HELLA, 1000 mm length, internal insulation.

PB-HELLA-T

Plenum Box for HELLA-T Diffuser

Ordering Codes

Number of Slots

- 1
- 2
- 3
- 4

Length L (mm) 1 Increment 100 mm

- 500
- 600
- 700
- 800
- 900
- 1000
- 1100
- 1200
- 1300
- 1400
- 1500

Insulation 1)

- I** Internal insulation
- J** External insulation

NOTES:

1 Plenum box PB-HELLA-T...-600 is intended for diffuser HELLA-T...-600

Plenum box PB-HELLA-T...-1200 is intended for diffuser HELLA-T...-1200

Plenum box PB-HELLA-T...-1800, composed from 2 segments, is intended for diffuser HELLA-T...-1800

Plenum box PB-HELLA-T...-2400, composed from 2 segments, is intended for diffuser HELLA-T...-2400

2 The external insulation J increases the dimension T (see the Dimensions picture on following page) by approximately 2 mm × 6 mm.

If no insulation is defined, the plenum box will come without insulation.

Plenum box PB-HELLA-T and mounting bridge MB-HELLA exclude each other in use with the same diffuser HELLA-T.


Example of the Ordering Code

PB-HELLA-T-2-1800

Plenum box for double slot diffuser HELLA-T, 1800 mm length, no insulation. The plenum box consists from 2 segments

CP-PB-HELLA

Connection Plate



Description

CP-PB-HELLA is a plate foreseen to firmly mechanically connect two plenum boxes PB-HELLA in array installation of multiple elements.

Design


CP-PB-HELLA is manufactured from galvanized steel sheet. Two pieces shall be slid on the binding spot of the plenum boxes and fixed in position by bending of the fixing ears.

Ordering Codes

CP-PB-HELLA (Item No. 238230)

S-HELLA

Installation Spacer



S-HELLA

Installation Spacer

Description

S-HELLA is a spacer for temporary stiffening of the plenum box during installation and construction finish avoiding deforming.

Design

S-HELLA is manufactured from galvanized steel sheet. Each box width corresponding to different numbers of diffuser slots fits the different spacer type. The spacer shall be inserted into the box and fixed by adhesive tape. For longer boxes (> 1 m) two spacers can be used.

Ordering Codes

S-HELLA-1 (Item No. 237998)


S-HELLA-2 (Item No. 237999)

S-HELLA-3 (Item No. 238076)

S-HELLA-4 (Item No. 238077)

MB-HELLA

Mounting Bridge



Description

The mounting bridge is used for installation of HELLA diffuser without plenum box in the suspended ceiling.

Design

MB-HELLA is made from galvanized steel. It has a rivet nut to catch the fixing thread bolt of the diffuser. For each number of slots on diffuser HELLA a different size of MB-HELLA is dedicated. Each diffuser HELLA requires 2 pieces of MB-HELLA for installation.

Ordering Codes

Number of Slots on Diffuser

- 1
- 2
- 3
- 4

NOTES:

Mounting bridge MB-HELLA and plenum box PB-HELLA exclude each other in use with the same diffuser HELLA.


Example of the Ordering Code

MB-HELLA-2

Mounting bridge for double slot diffuser HELLA-2.

CP-HELLA

Connection Pin



Description

CP-HELLA is a connecting pin for joining neighbouring diffusers HELLA in an array.

Design

Circular profile pin from galvanized steel. The pins are applied in the holes at the ends of the longitudinal frame profiles of the diffuser HELLA.

Other Specification

The quantity of CP-HELLA required to join multiple diffusers in an array: $p = 4 \cdot (n - 1)$

p = required quantity of CP-HELLA pins

n = number of HELLA diffusers in the array

Ordering Codes

CP-HELLA

EC-HELLA

End-cap



Description

The end caps on HELLA diffuser are part of the frame that covers the installation cut-out in ceiling when a single diffuser is installed. EC-HELLA shall be detached from diffuser when installed in array of multiple diffusers.

Design

EC-HELLA is made from aluminium profile with anodized or painted surface.

The end cap can be attached to the diffuser by screws, that are included in package of EC-HELLA

Ordering Codes

Number of Slots on Diffuser

- 1
- 2
- 3
- 4

Surface Finish

AN Anodized aluminium finish

SW Powder coating - signal white RAL9003

RALXXXX Powder coating - other RAL colour

NOTE:

EC-HELLA is delivered with 4 pieces of screws.

Example of the Ordering Code

EC-HELLA-2-AN

End-cap for double slot diffuser HELLA, anodized aluminium finish.

Technical Parameters

Legend

$L_{0,2}$ (m) Air throw length with terminal velocity 0,2 m/s

L_x (m) Air throw length calculated for specific terminal velocity

x (m/s) Terminal velocity in range of 0,1 m/s ... 1 m/s

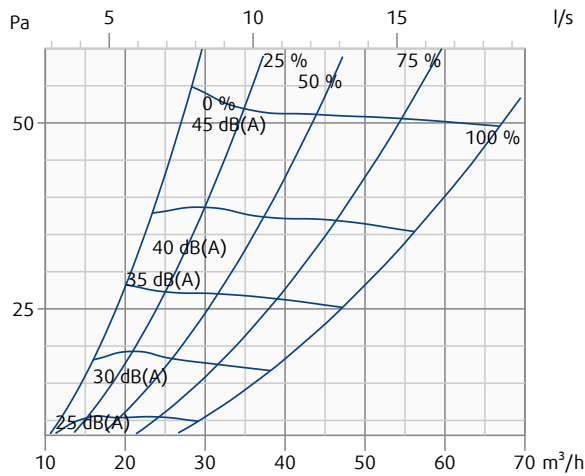
0%, 25%, 50%, 75%, 100% The slider adjustment damper positions in pressure drop/noise diagrams are represented as percentage. 0% is fully closed damper. 100% is fully open damper.

Calculation of Air Throw for Different Terminal Velocities

$$L_x = L_{0,2} \cdot 0,2/x$$

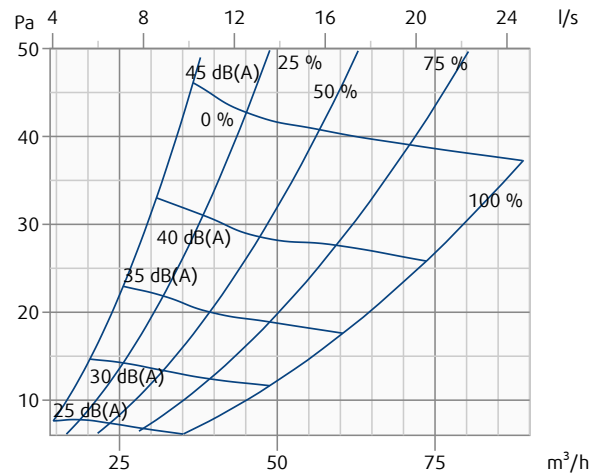
HELLA-1-500-B-R-0-AN + PB-HELLA-1-500

Pressure drop & A-weighted sound power level in dB(A)



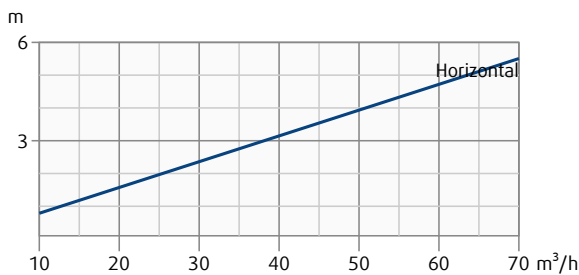
HELLA-1-700-B-R-0-AN + PB-HELLA-1-700

Pressure drop & A-weighted sound power level in dB(A)



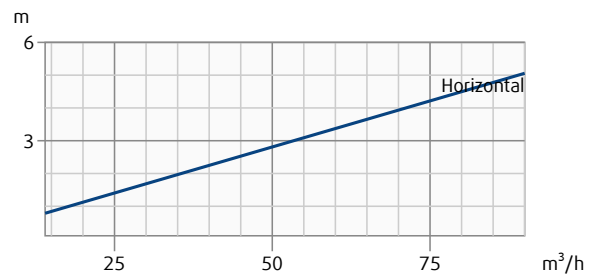
HELLA-1-500-B-R-0-AN + PB-HELLA-1-500

Throw length (terminal velocity 0.2 m/s)



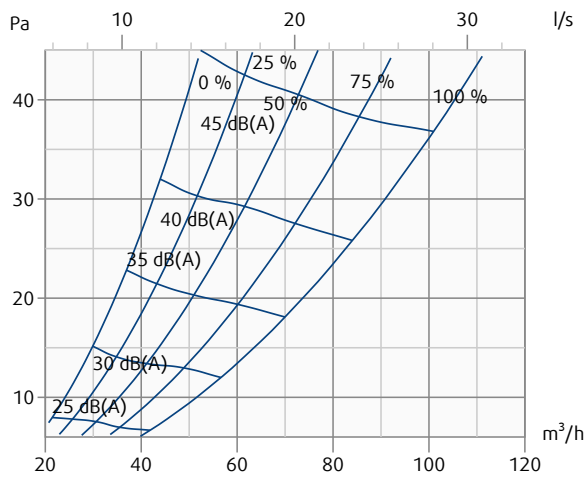
HELLA-1-700-B-R-0-AN + PB-HELLA-1-700

Throw length (terminal velocity 0.2 m/s)



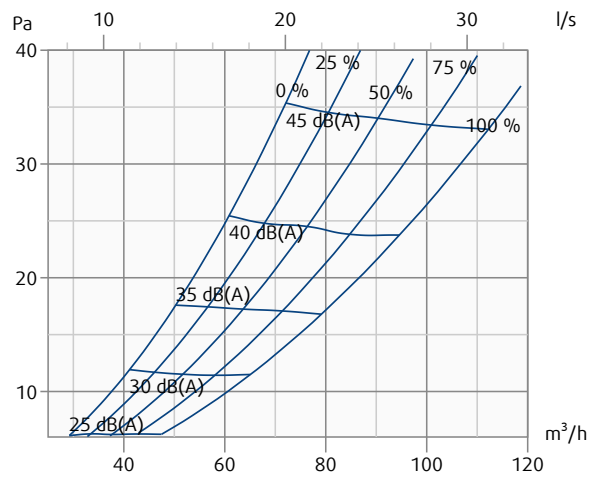
HELLA-1-800-B-R-0-AN + PB-HELLA-1-800

Pressure drop & A-weighted sound power level in dB(A)



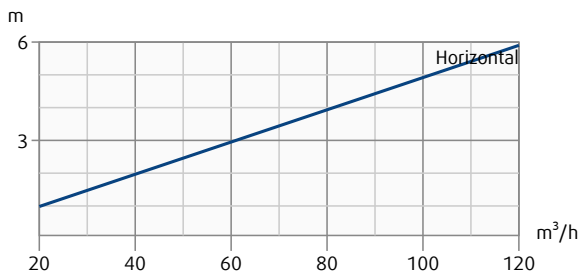
HELLA-1-900-B-R-0-AN + PB-HELLA-1-900

Pressure drop & A-weighted sound power level in dB(A)



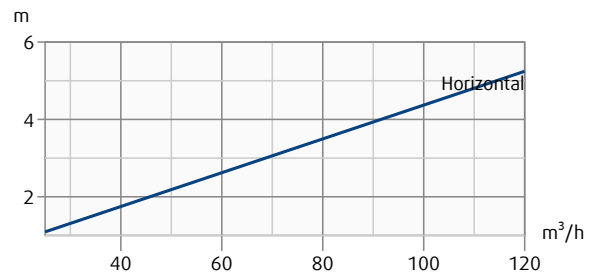
HELLA-1-800-B-R-0-AN + PB-HELLA-1-800

Throw length (terminal velocity 0.2 m/s)



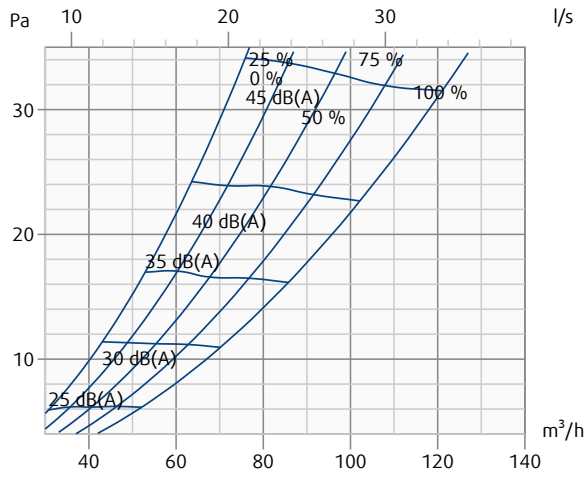
HELLA-1-900-B-R-0-AN + PB-HELLA-1-900

Throw length (terminal velocity 0.2 m/s)



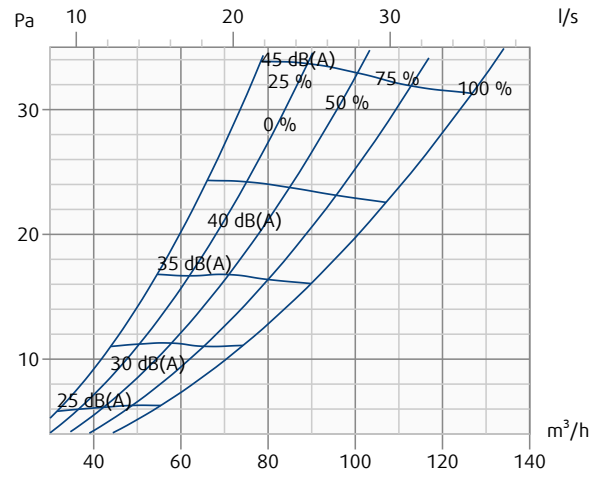
HELLA-1-1000-B-R-0-AN + PB-HELLA-1-1000

Pressure drop & A-weighted sound power level in dB(A)



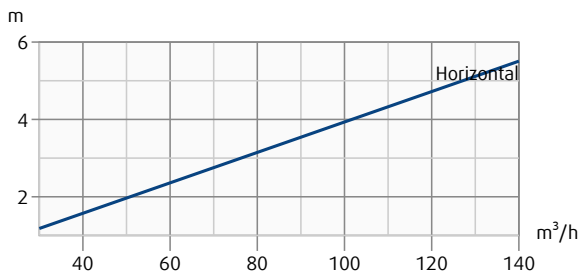
HELLA-1-1100-B-R-0-AN + PB-HELLA-1-1100

Pressure drop & A-weighted sound power level in dB(A)



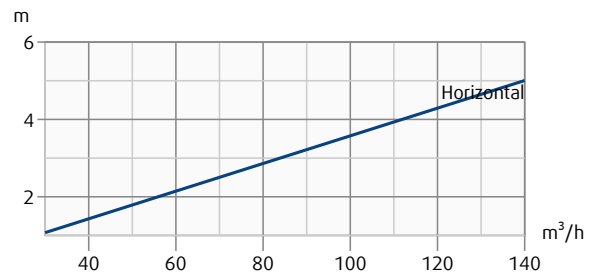
HELLA-1-1000-B-R-0-AN + PB-HELLA-1-1000

Throw length (terminal velocity 0.2 m/s)



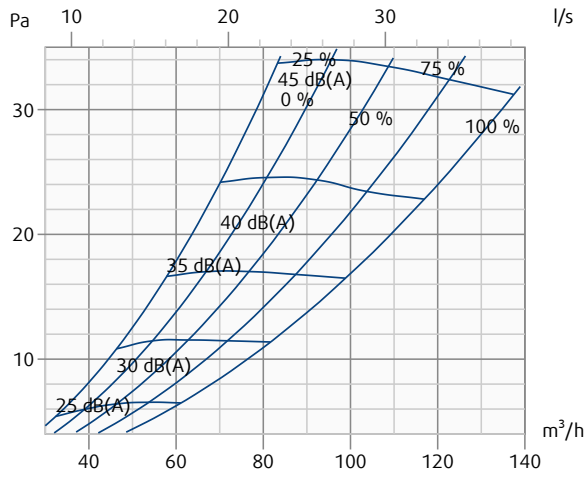
HELLA-1-1100-B-R-0-AN + PB-HELLA-1-1100

Throw length (terminal velocity 0.2 m/s)



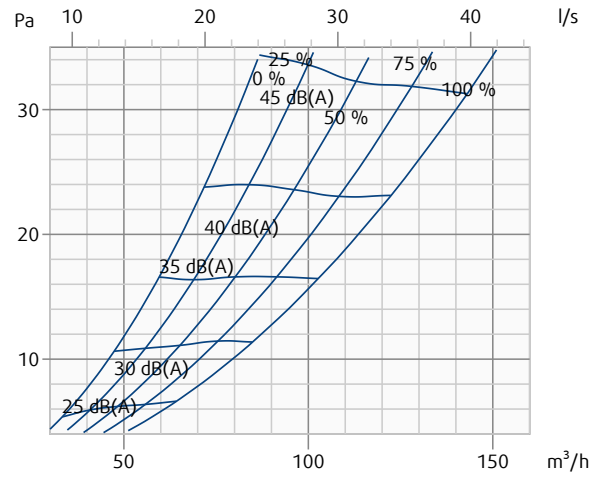
HELLA-1-1300-B-R-0-AN + PB-HELLA-1-1300

Pressure drop & A-weighted sound power level in dB(A)



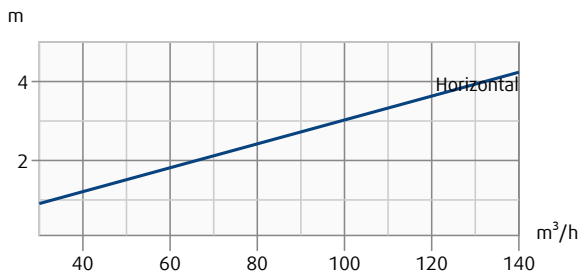
HELLA-1-1400-B-R-0-AN + PB-HELLA-1-1400

Pressure drop & A-weighted sound power level in dB(A)



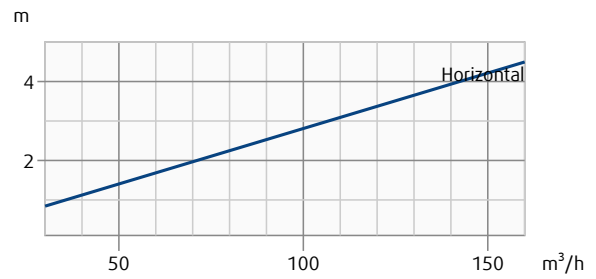
HELLA-1-1300-B-R-0-AN + PB-HELLA-1-1300

Throw length (terminal velocity 0.2 m/s)



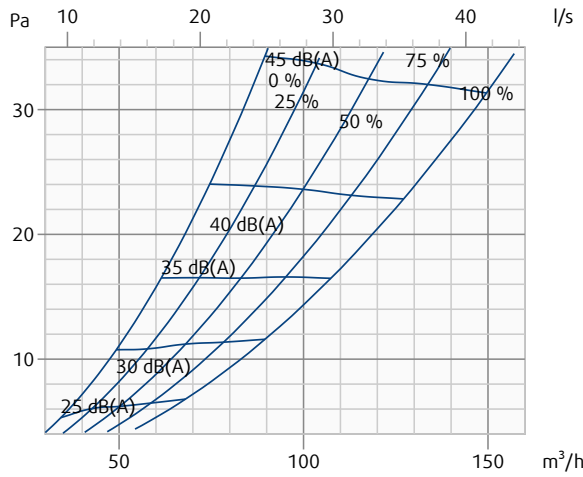
HELLA-1-1400-B-R-0-AN + PB-HELLA-1-1400

Throw length (terminal velocity 0.2 m/s)



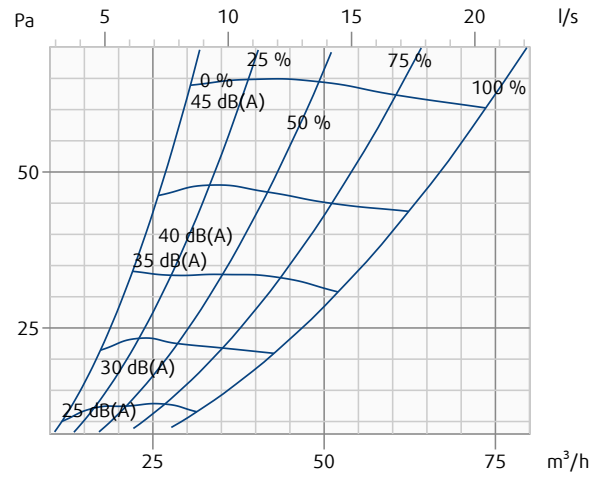
HELLA-1-1500-B-R-0-AN + PB-HELLA-1-1500

Pressure drop & A-weighted sound power level in dB(A)



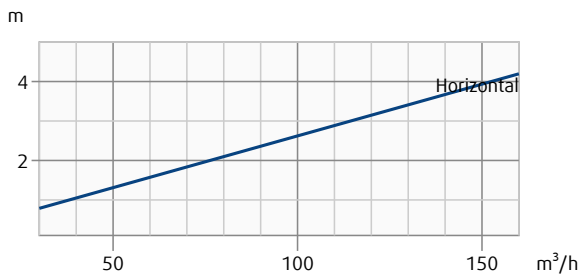
HELLA-1-500-B-R-0-AN + PB-HELLA-1-500-I1

Pressure drop & A-weighted sound power level in dB(A)



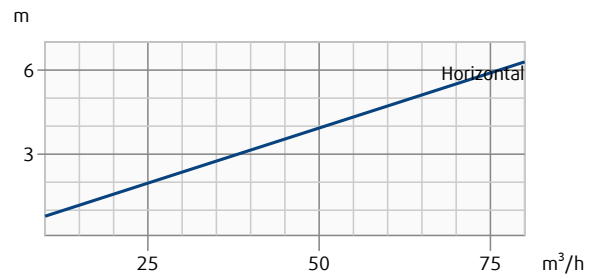
HELLA-1-1500-B-R-0-AN + PB-HELLA-1-1500

Throw length (terminal velocity 0.2 m/s)



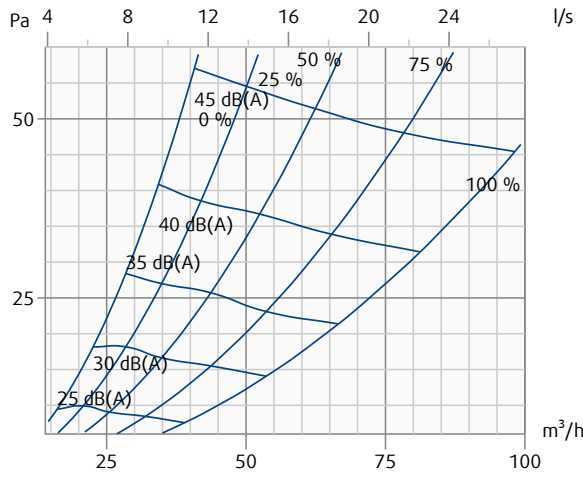
HELLA-1-500-B-R-0-AN + PB-HELLA-1-500-I1

Throw length (terminal velocity 0.2 m/s)



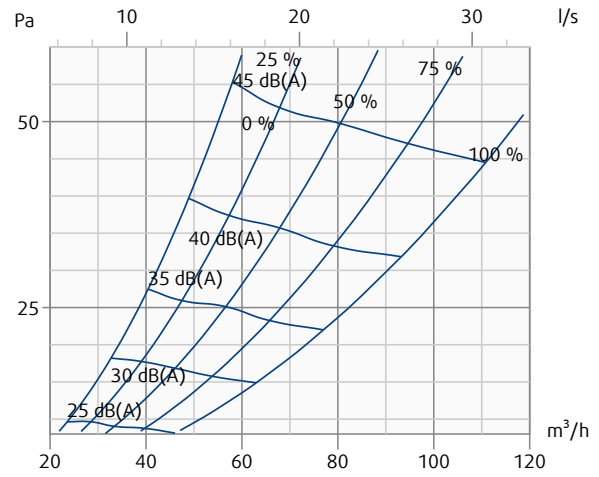
HELLA-1-700-B-R-0-AN + PB-HELLA-1-700-I1

Pressure drop & A-weighted sound power level in dB(A)



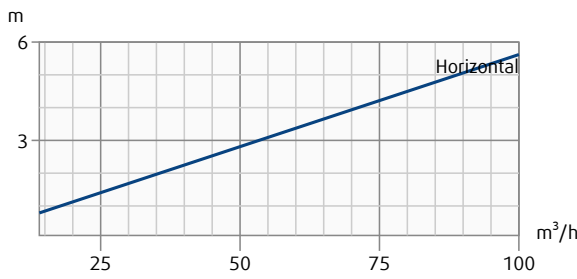
HELLA-1-800-B-R-0-AN + PB-HELLA-1-800-I1

Pressure drop & A-weighted sound power level in dB(A)



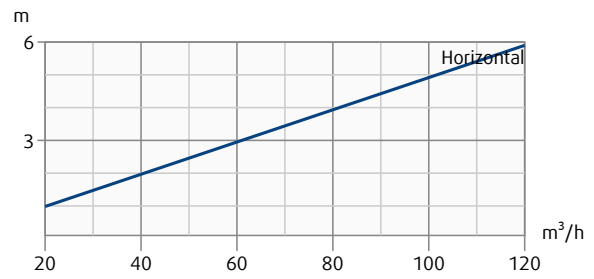
HELLA-1-700-B-R-0-AN + PB-HELLA-1-700-I1

Throw length (terminal velocity 0.2 m/s)



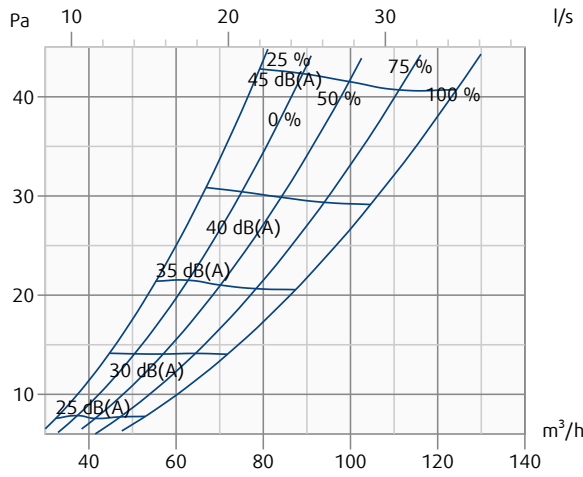
HELLA-1-800-B-R-0-AN + PB-HELLA-1-800-I1

Throw length (terminal velocity 0.2 m/s)



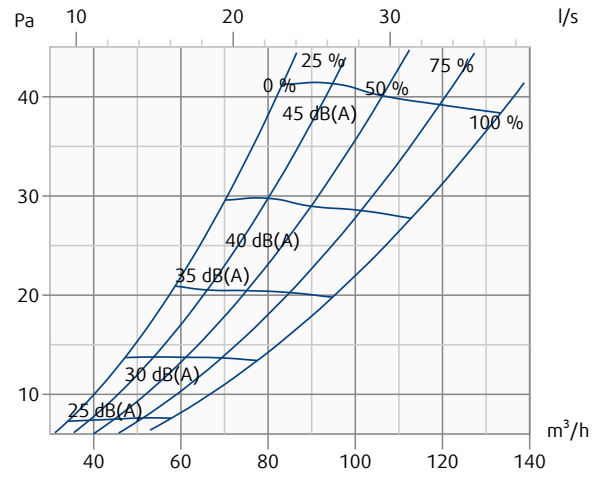
HELLA-1-900-B-R-0-AN + PB-HELLA-1-900-I1

Pressure drop & A-weighted sound power level in dB(A)



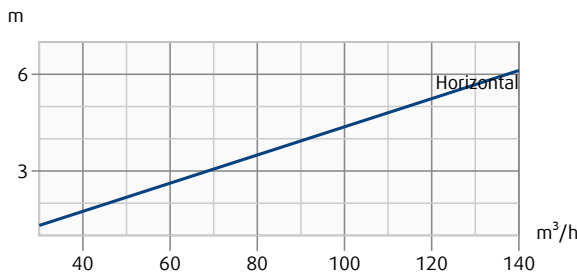
HELLA-1-1000-B-R-0-AN + PB-HELLA-1-1000-I1

Pressure drop & A-weighted sound power level in dB(A)



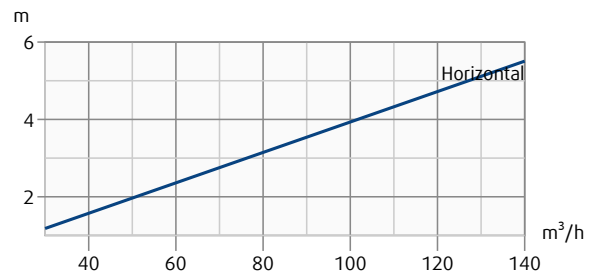
HELLA-1-900-B-R-0-AN + PB-HELLA-1-900-I1

Throw length (terminal velocity 0.2 m/s)



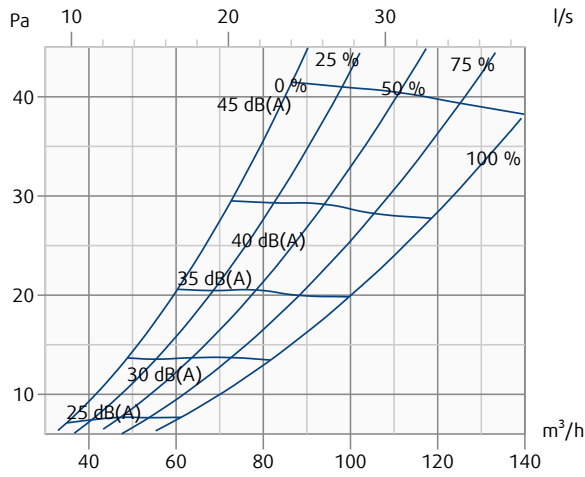
HELLA-1-1000-B-R-0-AN + PB-HELLA-1-1000-I1

Throw length (terminal velocity 0.2 m/s)



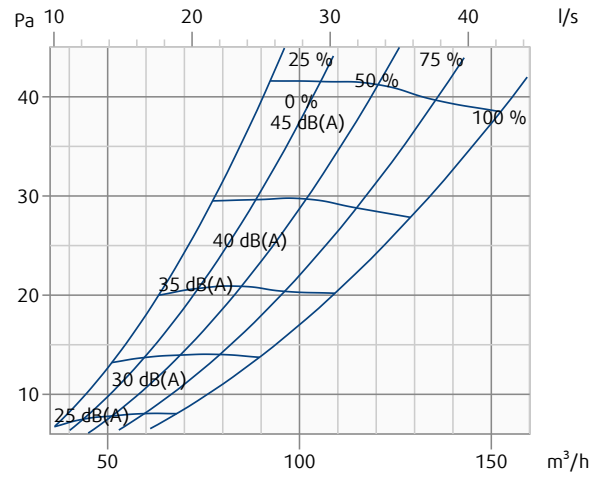
HELLA-1-1100-B-R-0-AN + PB-HELLA-1-1100-I1

Pressure drop & A-weighted sound power level in dB(A)



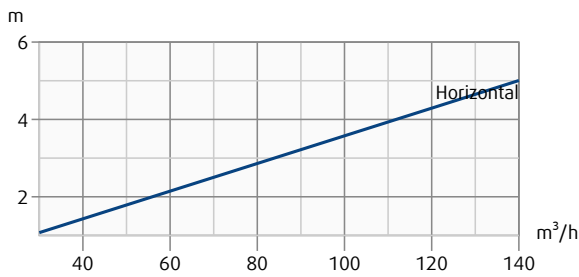
HELLA-1-1300-B-R-0-AN + PB-HELLA-1-1300-I1

Pressure drop & A-weighted sound power level in dB(A)



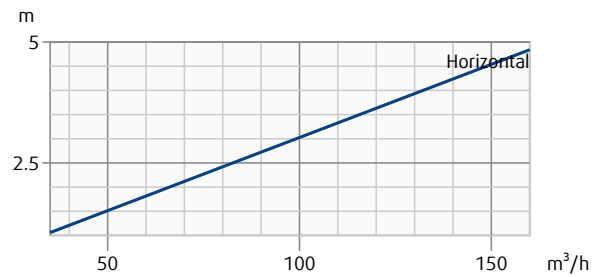
HELLA-1-1100-B-R-0-AN + PB-HELLA-1-1100-I1

Throw length (terminal velocity 0.2 m/s)



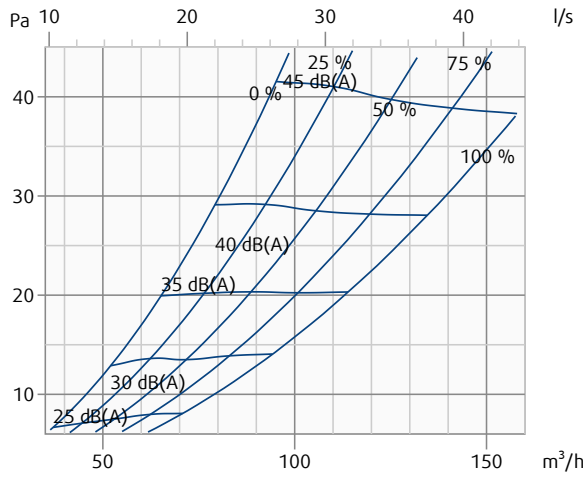
HELLA-1-1300-B-R-0-AN + PB-HELLA-1-1300-I1

Throw length (terminal velocity 0.2 m/s)



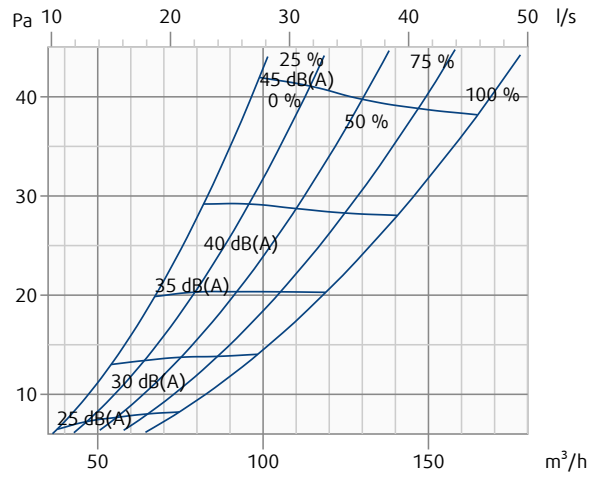
HELLA-1-1400-B-R-0-AN + PB-HELLA-1-1400-I1

Pressure drop & A-weighted sound power level in dB(A)



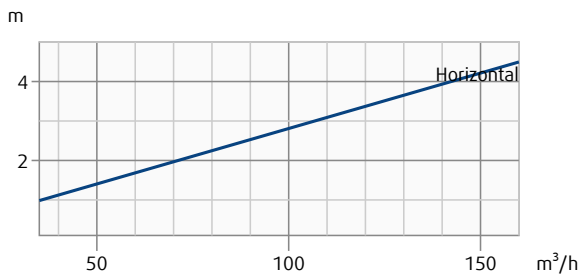
HELLA-1-1500-B-R-0-AN + PB-HELLA-1-1500-I1

Pressure drop & A-weighted sound power level in dB(A)



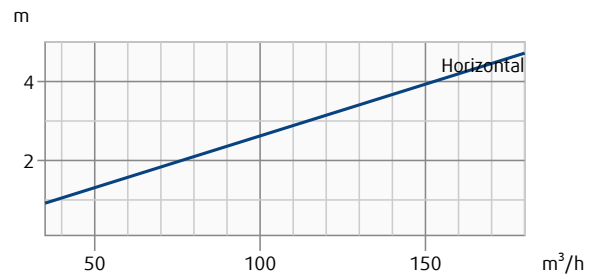
HELLA-1-1400-B-R-0-AN + PB-HELLA-1-1400-I1

Throw length (terminal velocity 0.2 m/s)



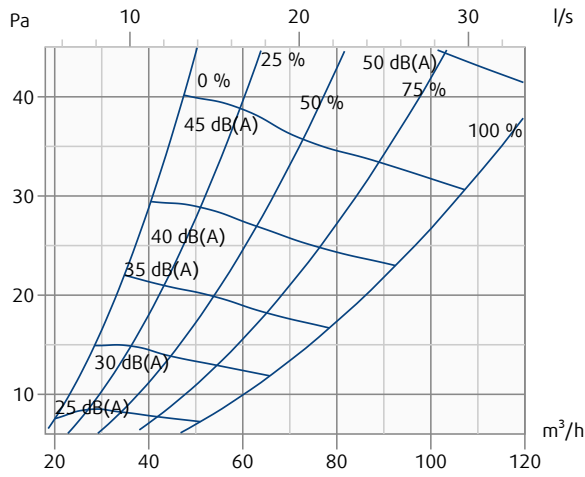
HELLA-1-1500-B-R-0-AN + PB-HELLA-1-1500-I1

Throw length (terminal velocity 0.2 m/s)



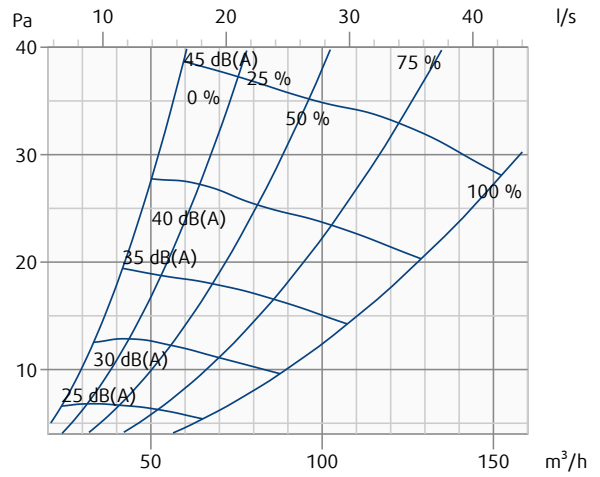
HELLA-2-500-B-R-0-AN + PB-HELLA-2-500

Pressure drop & A-weighted sound power level in dB(A)



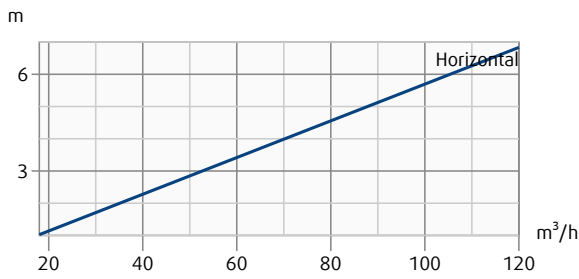
HELLA-2-700-B-R-0-AN + PB-HELLA-2-700

Pressure drop & A-weighted sound power level in dB(A)



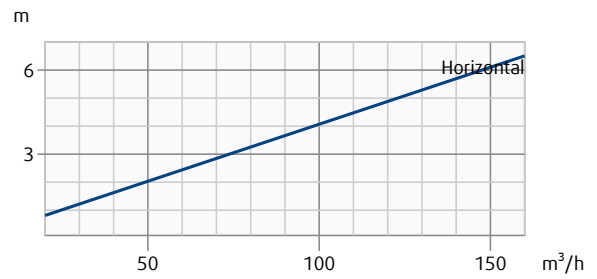
HELLA-2-500-B-R-0-AN + PB-HELLA-2-500

Throw length (terminal velocity 0.2 m/s)



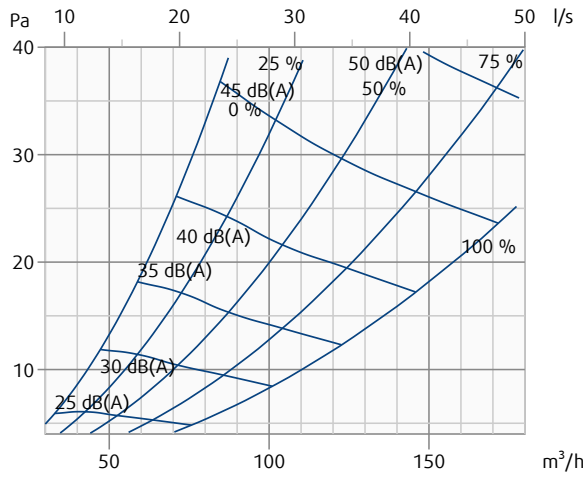
HELLA-2-700-B-R-0-AN + PB-HELLA-2-700

Throw length (terminal velocity 0.2 m/s)



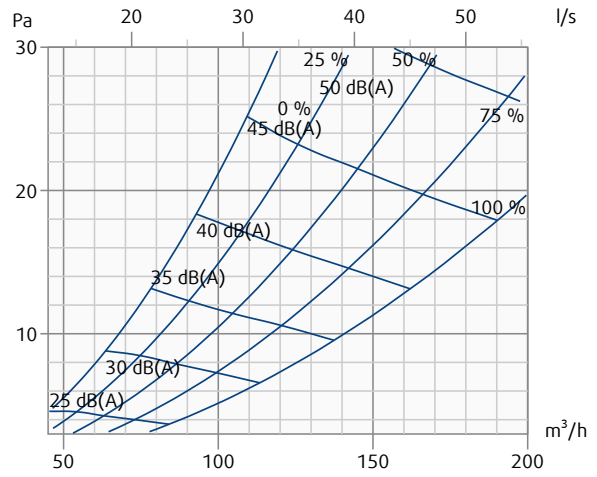
HELLA-2-800-B-R-0-AN + PB-HELLA-2-800

Pressure drop & A-weighted sound power level in dB(A)



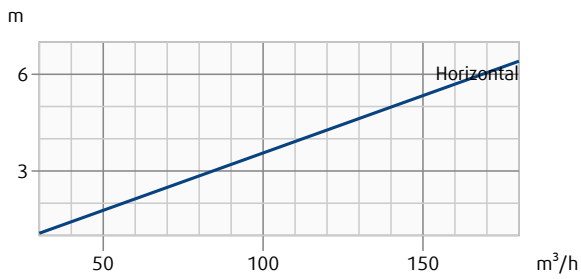
HELLA-2-900-B-R-0-AN + PB-HELLA-2-900

Pressure drop & A-weighted sound power level in dB(A)



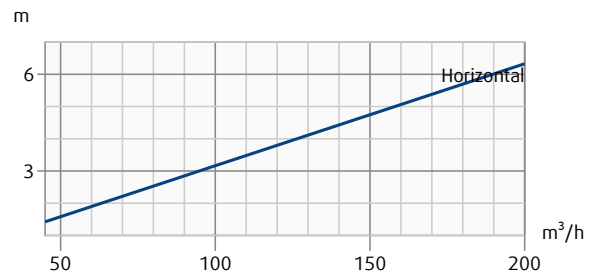
HELLA-2-800-B-R-0-AN + PB-HELLA-2-800

Throw length (terminal velocity 0.2 m/s)



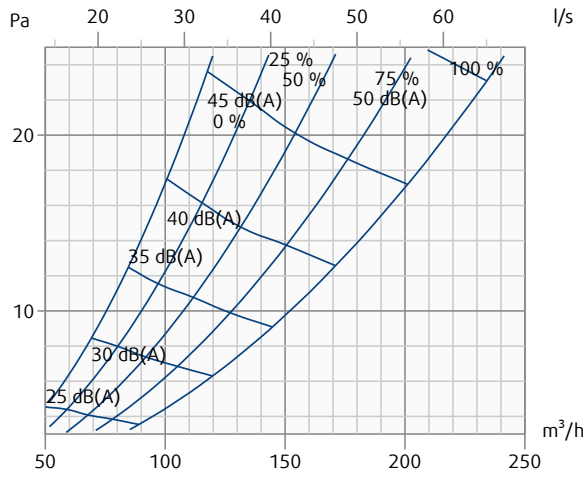
HELLA-2-900-B-R-0-AN + PB-HELLA-2-900

Throw length (terminal velocity 0.2 m/s)



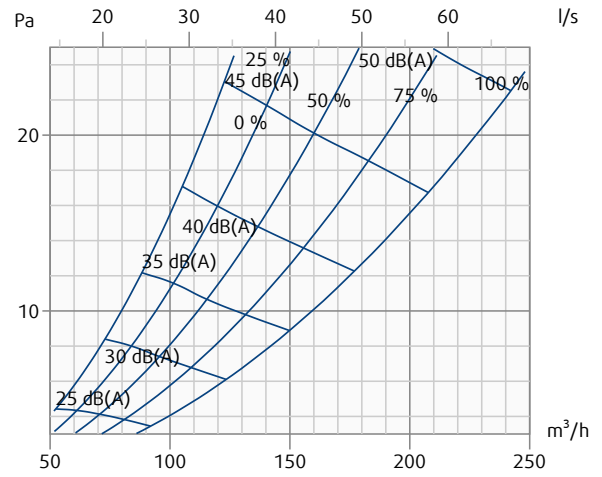
HELLA-2-1000-B-R-0-AN + PB-HELLA-2-1000

Pressure drop & A-weighted sound power level in dB(A)



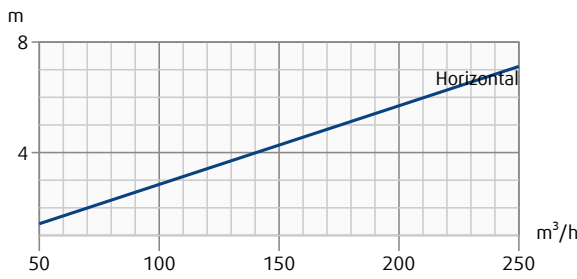
HELLA-2-1100-B-R-0-AN + PB-HELLA-2-1100

Pressure drop & A-weighted sound power level in dB(A)



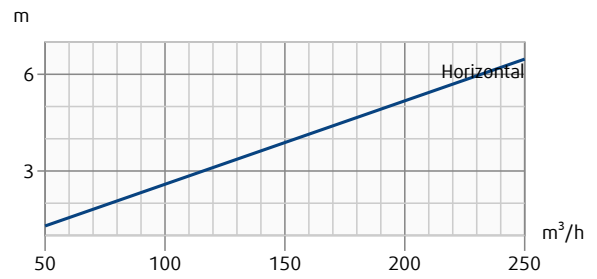
HELLA-2-1000-B-R-0-AN + PB-HELLA-2-1000

Throw length (terminal velocity 0.2 m/s)



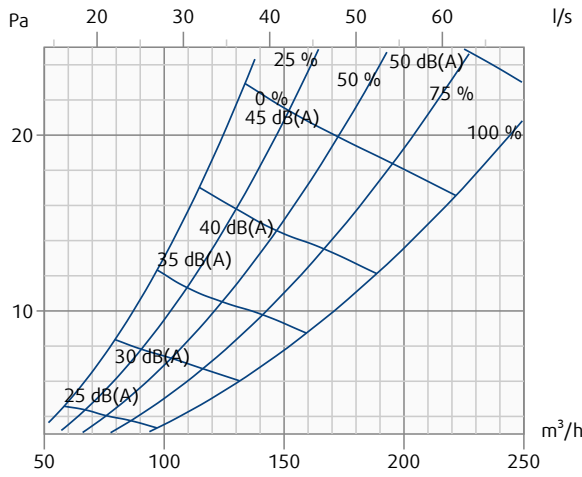
HELLA-2-1100-B-R-0-AN + PB-HELLA-2-1100

Throw length (terminal velocity 0.2 m/s)



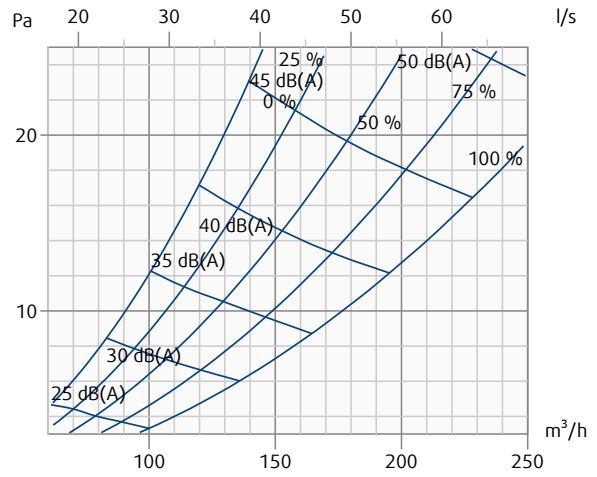
HELLA-2-1300-B-R-0-AN + PB-HELLA-2-1300

Pressure drop & A-weighted sound power level in dB(A)



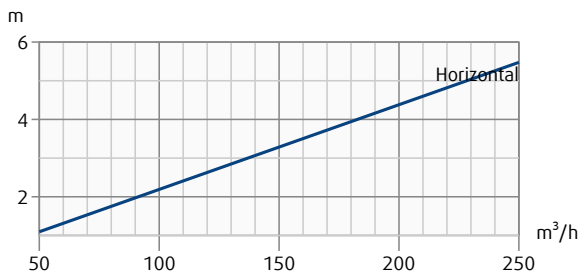
HELLA-2-1400-B-R-0-AN + PB-HELLA-2-1400

Pressure drop & A-weighted sound power level in dB(A)



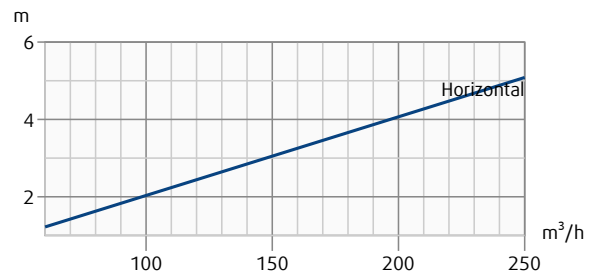
HELLA-2-1300-B-R-0-AN + PB-HELLA-2-1300

Throw length (terminal velocity 0.2 m/s)



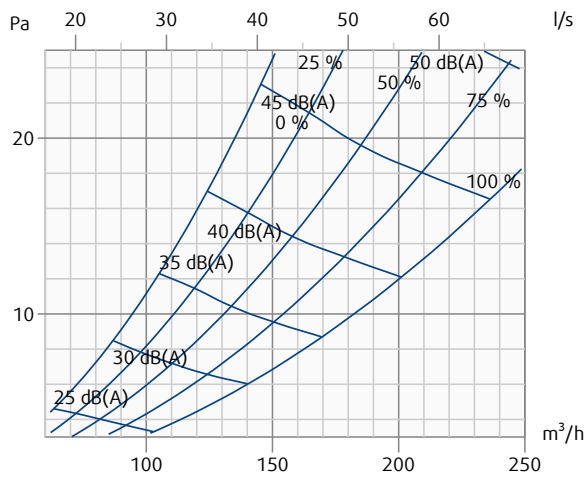
HELLA-2-1400-B-R-0-AN + PB-HELLA-2-1400

Throw length (terminal velocity 0.2 m/s)



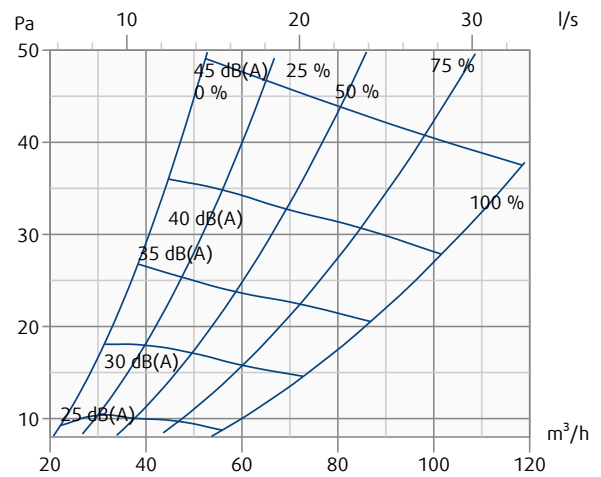
HELLA-2-1500-B-R-0-AN + PB-HELLA-2-1500

Pressure drop & A-weighted sound power level in dB(A)



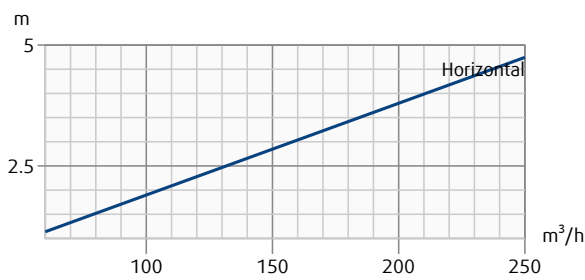
HELLA-2-500-B-R-0-AN + PB-HELLA-2-500-I1

Pressure drop & A-weighted sound power level in dB(A)



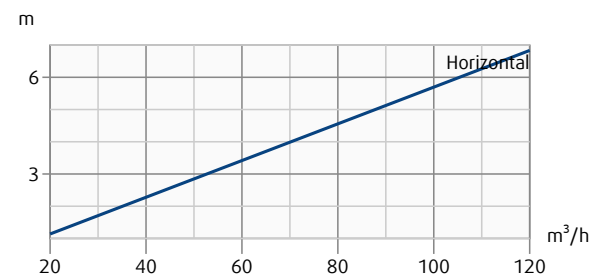
HELLA-2-1500-B-R-0-AN + PB-HELLA-2-1500

Throw length (terminal velocity 0.2 m/s)



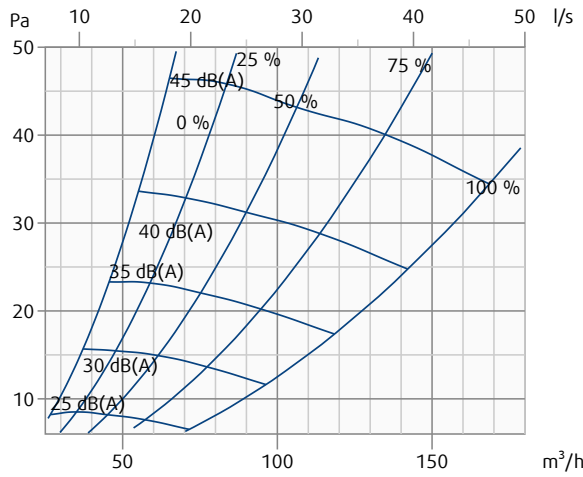
HELLA-2-500-B-R-0-AN + PB-HELLA-2-500-I1

Throw length (terminal velocity 0.2 m/s)



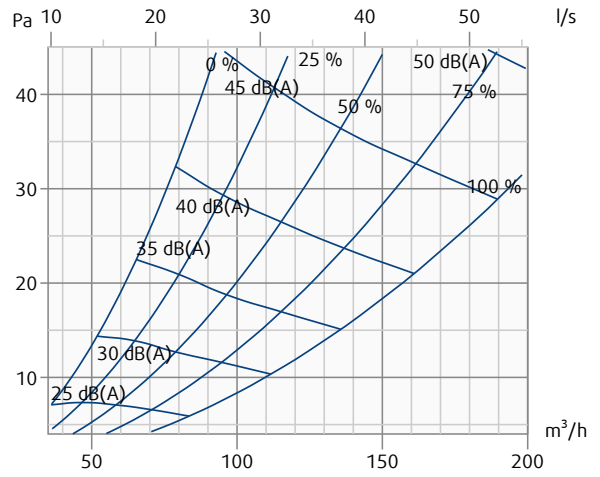
HELLA-2-700-B-R-0-AN + PB-HELLA-2-700-I1

Pressure drop & A-weighted sound power level in dB(A)



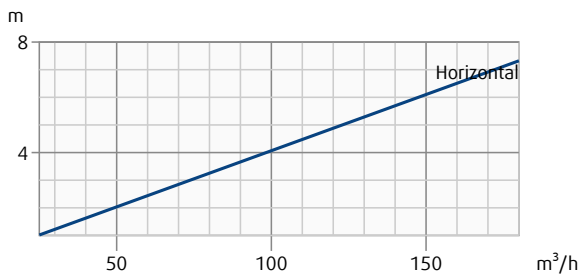
HELLA-2-800-B-R-0-AN + PB-HELLA-2-800-I1

Pressure drop & A-weighted sound power level in dB(A)



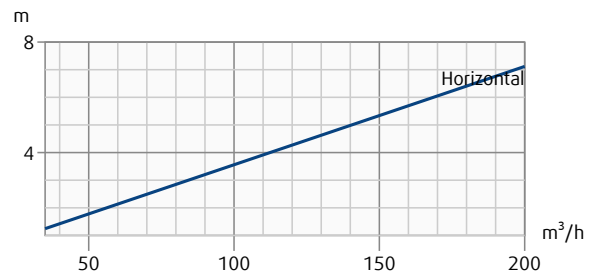
HELLA-2-700-B-R-0-AN + PB-HELLA-2-700-I1

Throw length (terminal velocity 0.2 m/s)



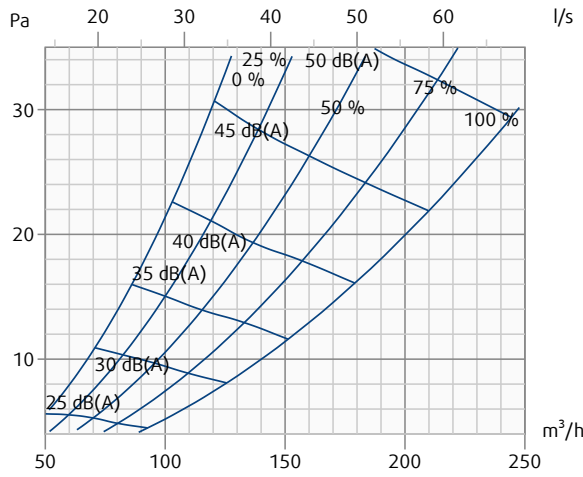
HELLA-2-800-B-R-0-AN + PB-HELLA-2-800-I1

Throw length (terminal velocity 0.2 m/s)



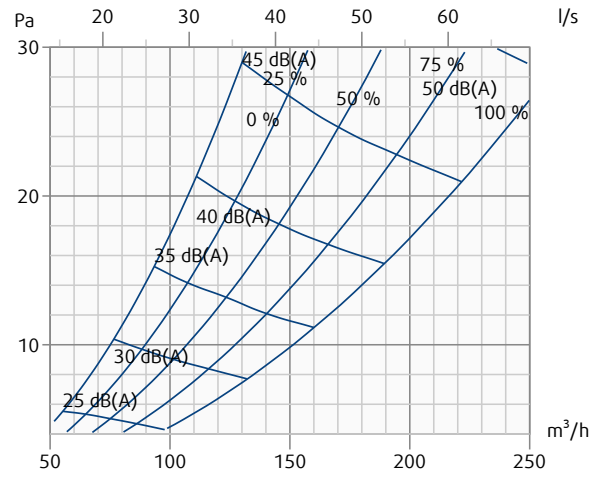
HELLA-2-900-B-R-0-AN + PB-HELLA-2-900-I1

Pressure drop & A-weighted sound power level in dB(A)



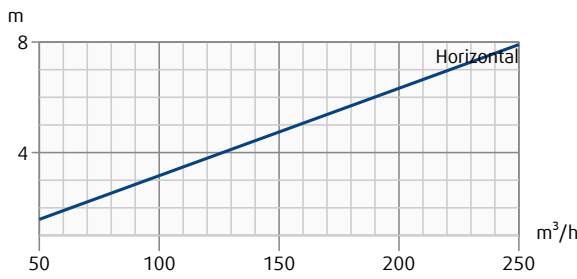
HELLA-2-1000-B-R-0-AN + PB-HELLA-2-1000-I1

Pressure drop & A-weighted sound power level in dB(A)



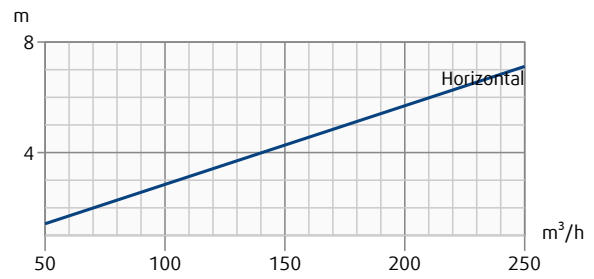
HELLA-2-900-B-R-0-AN + PB-HELLA-2-900-I1

Throw length (terminal velocity 0.2 m/s)



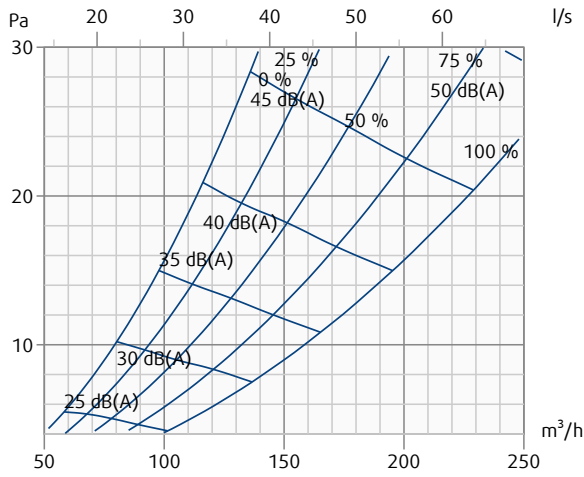
HELLA-2-1000-B-R-0-AN + PB-HELLA-2-1000-I1

Throw length (terminal velocity 0.2 m/s)



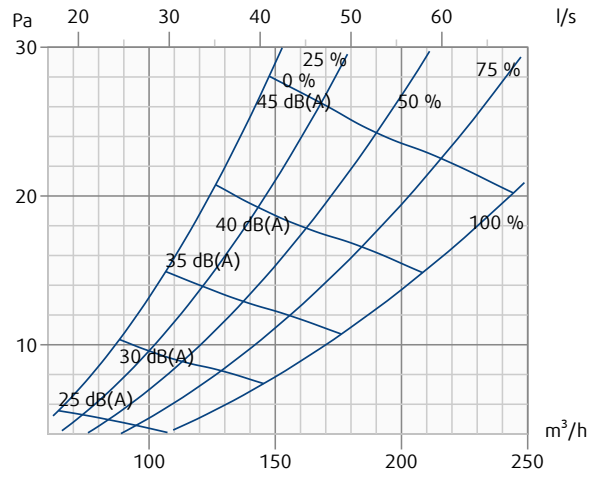
HELLA-2-1100-B-R-0-AN + PB-HELLA-2-1100-I1

Pressure drop & A-weighted sound power level in dB(A)



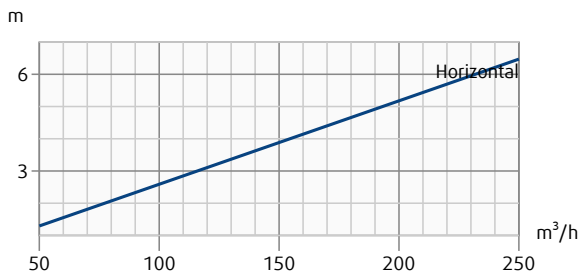
HELLA-2-1300-B-R-0-AN + PB-HELLA-2-1300-I1

Pressure drop & A-weighted sound power level in dB(A)



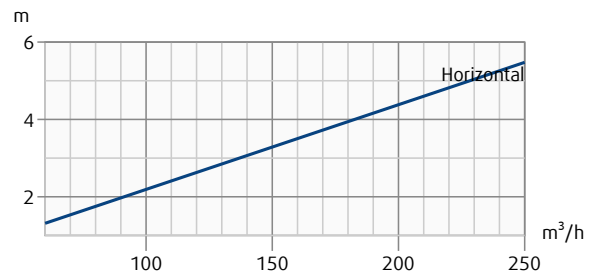
HELLA-2-1100-B-R-0-AN + PB-HELLA-2-1100-I1

Throw length (terminal velocity 0.2 m/s)



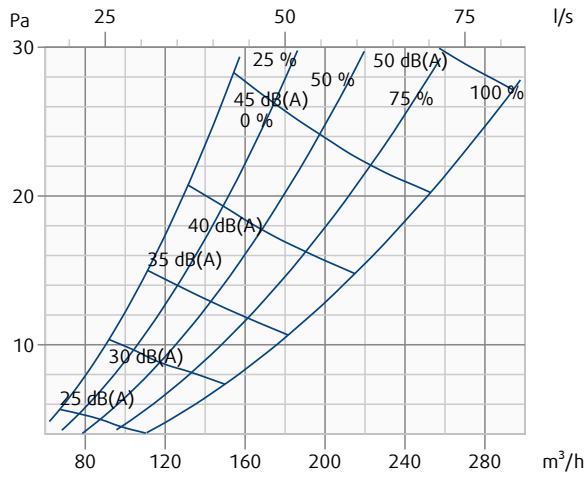
HELLA-2-1300-B-R-0-AN + PB-HELLA-2-1300-I1

Throw length (terminal velocity 0.2 m/s)



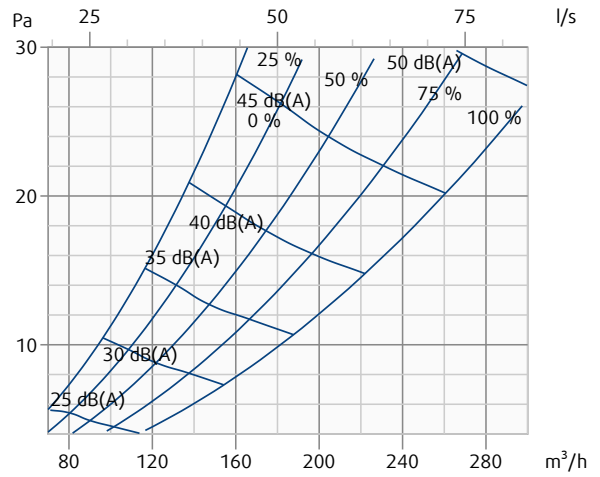
HELLA-2-1400-B-R-0-AN + PB-HELLA-2-1400-I1

Pressure drop & A-weighted sound power level in dB(A)



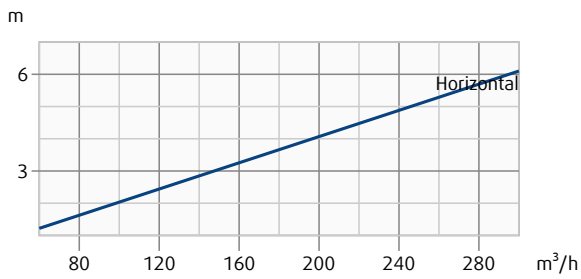
HELLA-2-1500-B-R-0-AN + PB-HELLA-2-1500-I1

Pressure drop & A-weighted sound power level in dB(A)



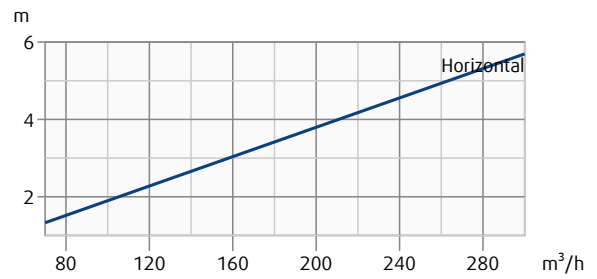
HELLA-2-1400-B-R-0-AN + PB-HELLA-2-1400-I1

Throw length (terminal velocity 0.2 m/s)



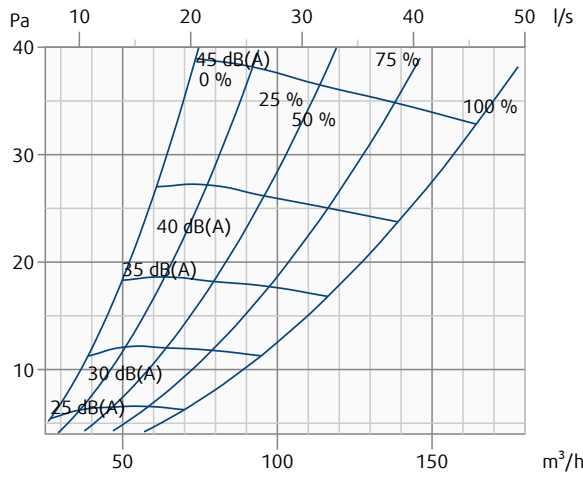
HELLA-2-1500-B-R-0-AN + PB-HELLA-2-1500-I1

Throw length (terminal velocity 0.2 m/s)



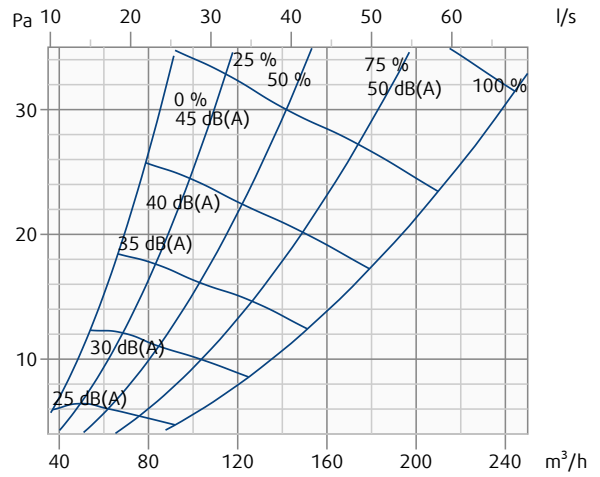
HELLA-3-500-B-R-0-AN + PB-HELLA-3-500

Pressure drop & A-weighted sound power level in dB(A)



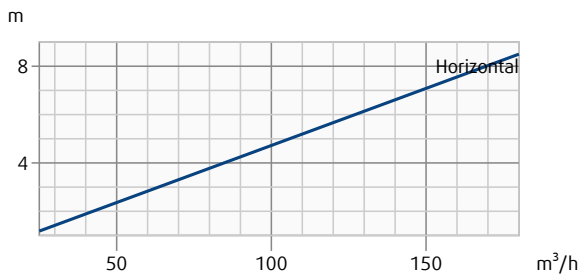
HELLA-3-700-B-R-0-AN + PB-HELLA-3-700

Pressure drop & A-weighted sound power level in dB(A)



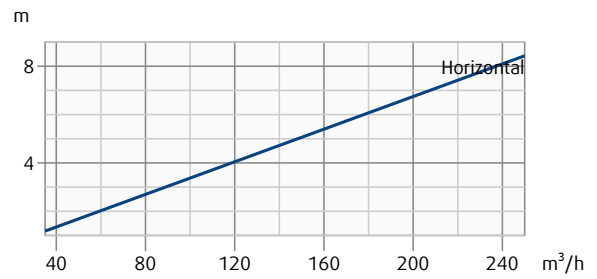
HELLA-3-500-B-R-0-AN + PB-HELLA-3-500

Throw length (terminal velocity 0.2 m/s)



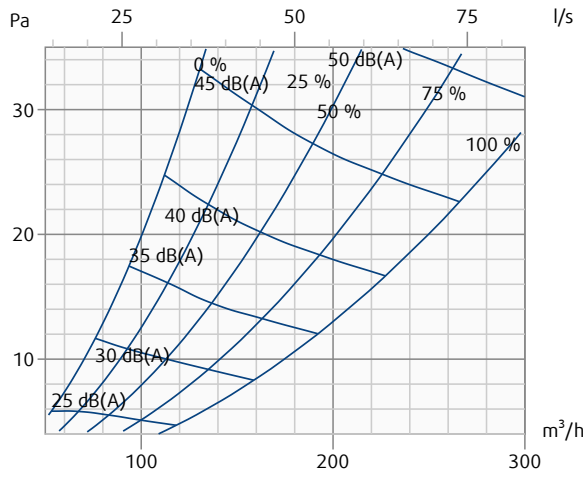
HELLA-3-700-B-R-0-AN + PB-HELLA-3-700

Throw length (terminal velocity 0.2 m/s)



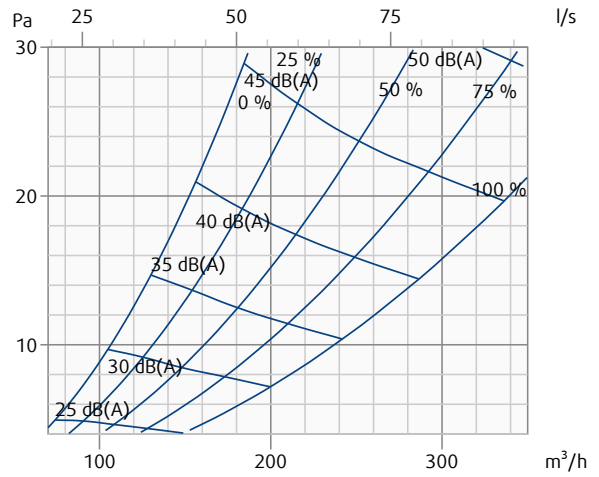
HELLA-3-800-B-R-0-AN + PB-HELLA-3-800

Pressure drop & A-weighted sound power level in dB(A)



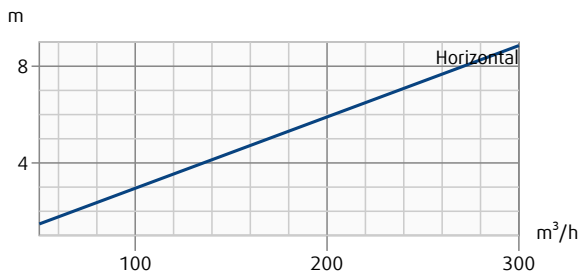
HELLA-3-900-B-R-0-AN + PB-HELLA-3-900

Pressure drop & A-weighted sound power level in dB(A)



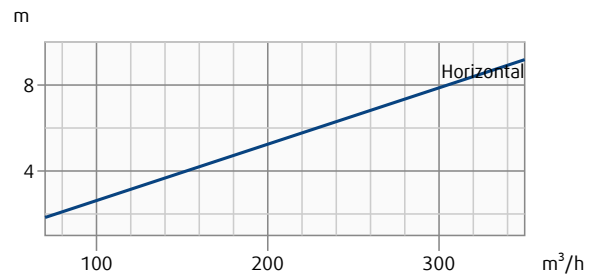
HELLA-3-800-B-R-0-AN + PB-HELLA-3-800

Throw length (terminal velocity 0.2 m/s)



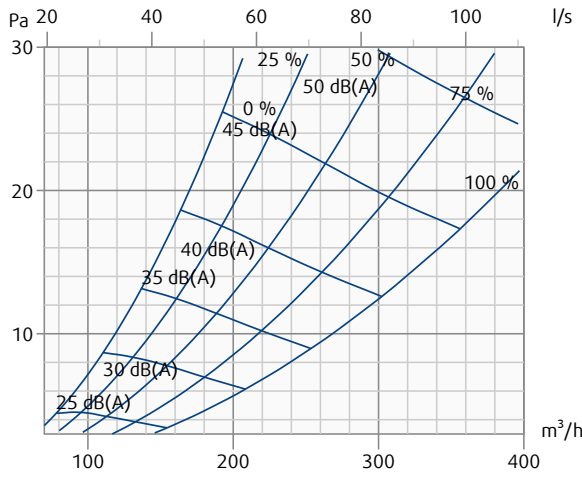
HELLA-3-900-B-R-0-AN + PB-HELLA-3-900

Throw length (terminal velocity 0.2 m/s)



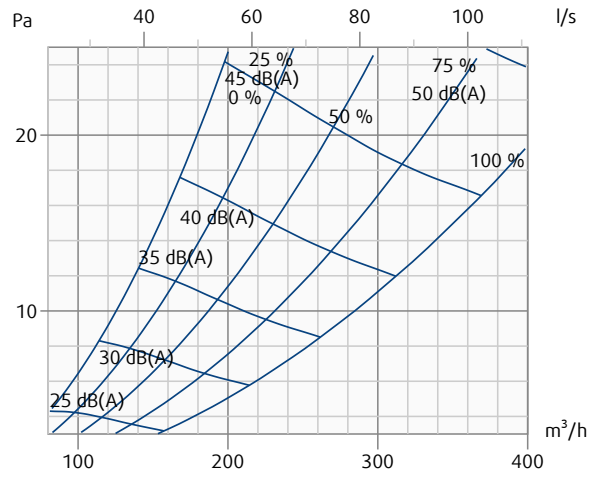
HELLA-3-1000-B-R-0-AN + PB-HELLA-3-1000

Pressure drop & A-weighted sound power level in dB(A)



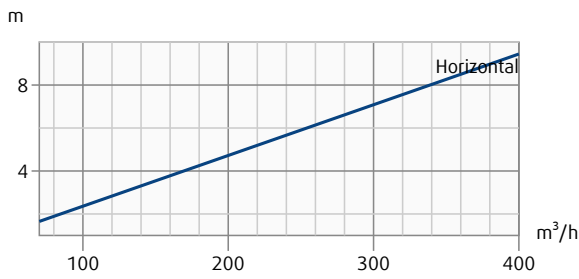
HELLA-3-1100-B-R-0-AN + PB-HELLA-3-1100

Pressure drop & A-weighted sound power level in dB(A)



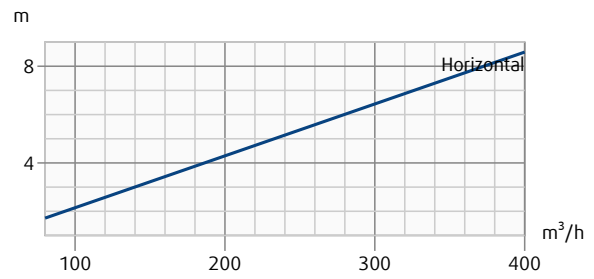
HELLA-3-1000-B-R-0-AN + PB-HELLA-3-1000

Throw length (terminal velocity 0.2 m/s)



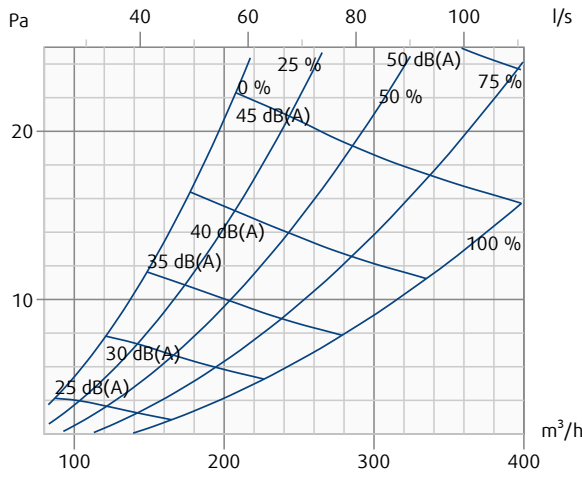
HELLA-3-1100-B-R-0-AN + PB-HELLA-3-1100

Throw length (terminal velocity 0.2 m/s)



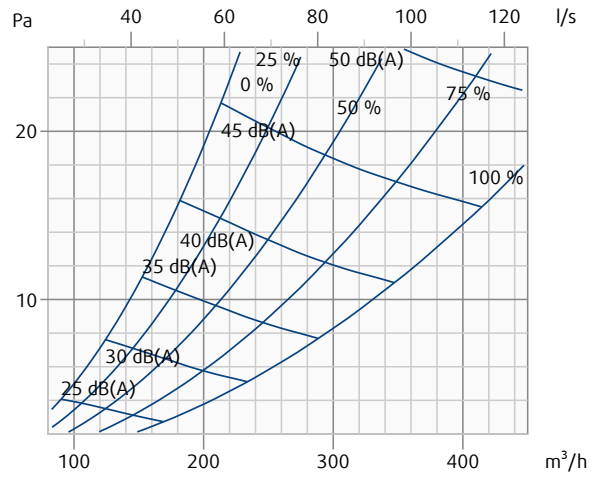
HELLA-3-1300-B-R-0-AN + PB-HELLA-3-1300

Pressure drop & A-weighted sound power level in dB(A)



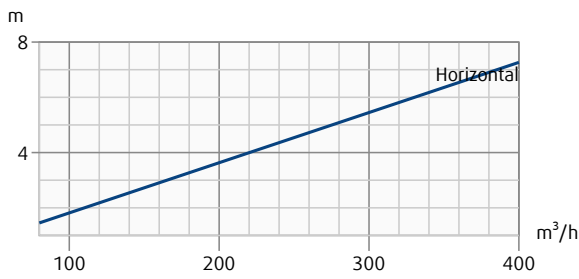
HELLA-3-1400-B-R-0-AN + PB-HELLA-3-1400

Pressure drop & A-weighted sound power level in dB(A)



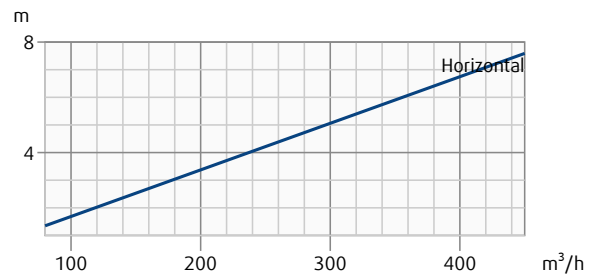
HELLA-3-1300-B-R-0-AN + PB-HELLA-3-1300

Throw length (terminal velocity 0.2 m/s)



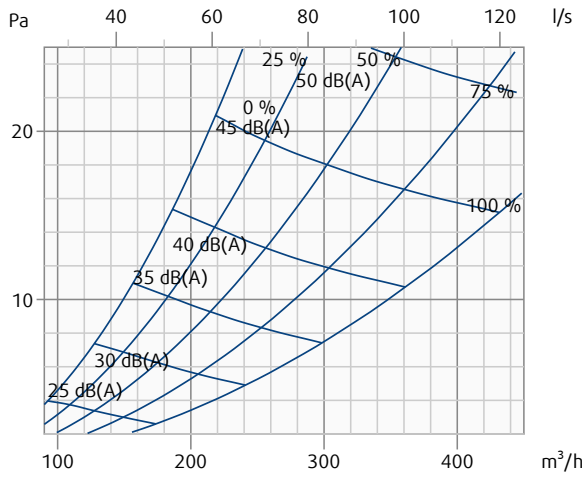
HELLA-3-1400-B-R-0-AN + PB-HELLA-3-1400

Throw length (terminal velocity 0.2 m/s)



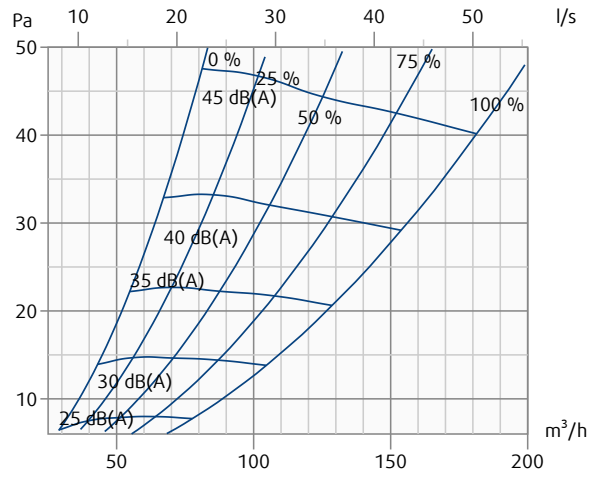
HELLA-3-1500-B-R-0-AN + PB-HELLA-3-1500

Pressure drop & A-weighted sound power level in dB(A)



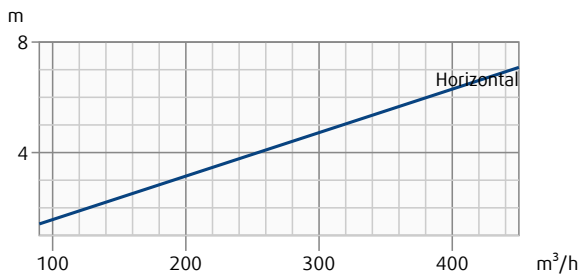
HELLA-3-500-B-R-0-AN + PB-HELLA-3-500-I1

Pressure drop & A-weighted sound power level in dB(A)



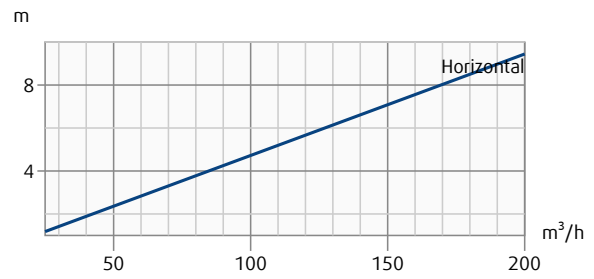
HELLA-3-1500-B-R-0-AN + PB-HELLA-3-1500

Throw length (terminal velocity 0.2 m/s)



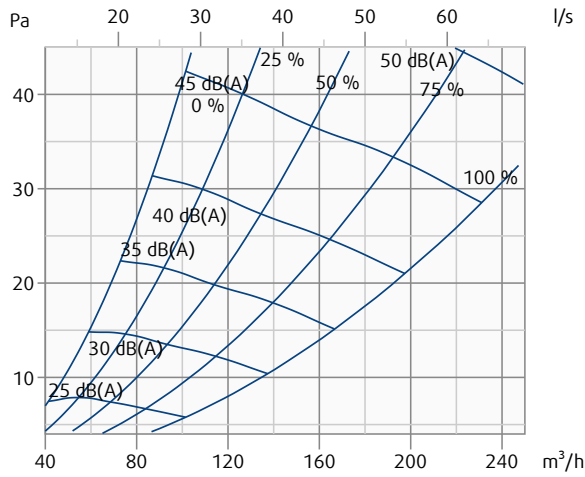
HELLA-3-500-B-R-0-AN + PB-HELLA-3-500-I1

Throw length (terminal velocity 0.2 m/s)



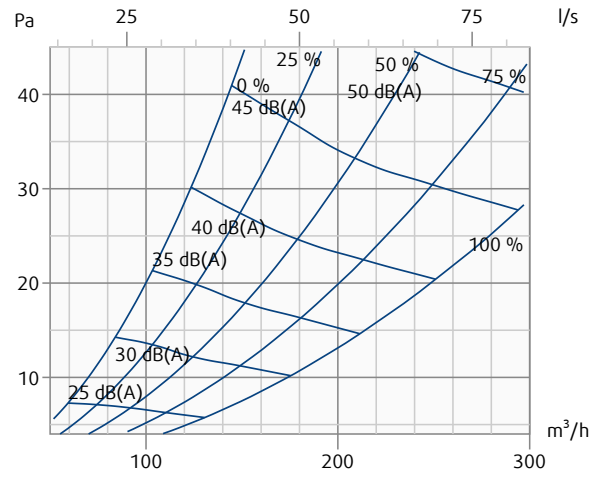
HELLA-3-700-B-R-0-AN + PB-HELLA-3-700-I1

Pressure drop & A-weighted sound power level in dB(A)



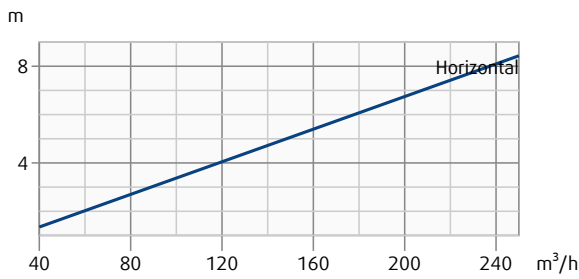
HELLA-3-800-B-R-0-AN + PB-HELLA-3-800-I1

Pressure drop & A-weighted sound power level in dB(A)



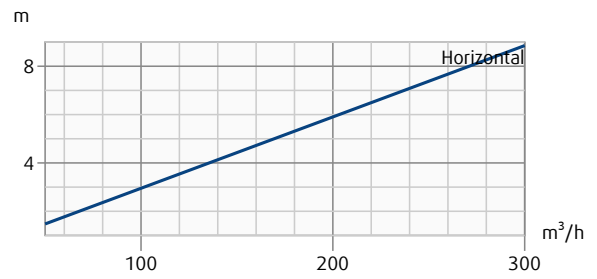
HELLA-3-700-B-R-0-AN + PB-HELLA-3-700-I1

Throw length (terminal velocity 0.2 m/s)



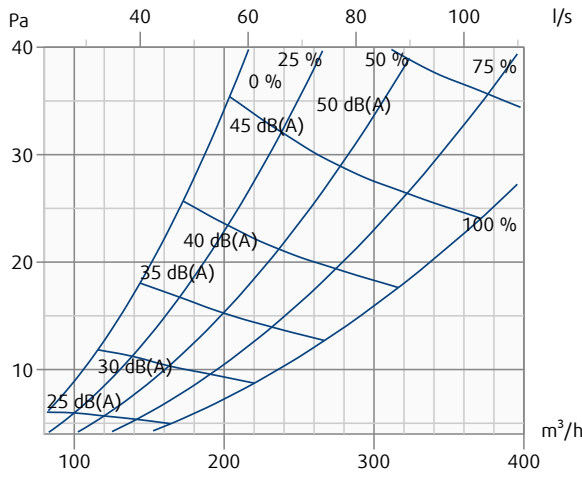
HELLA-3-800-B-R-0-AN + PB-HELLA-3-800-I1

Throw length (terminal velocity 0.2 m/s)



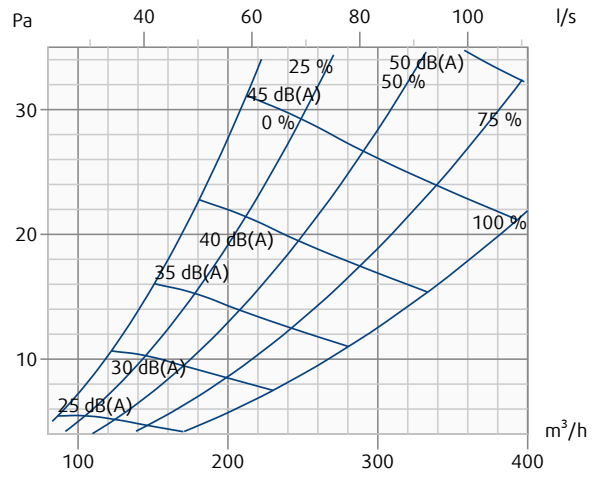
HELLA-3-900-B-R-0-AN + PB-HELLA-3-900-I1

Pressure drop & A-weighted sound power level in dB(A)



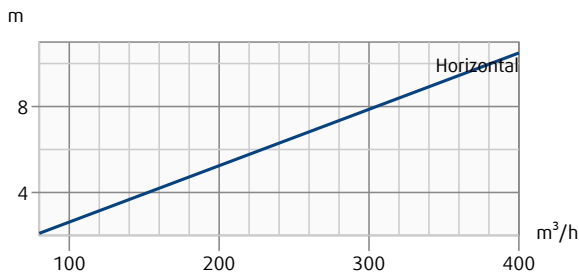
HELLA-3-1000-B-R-0-AN + PB-HELLA-3-1000-I1

Pressure drop & A-weighted sound power level in dB(A)



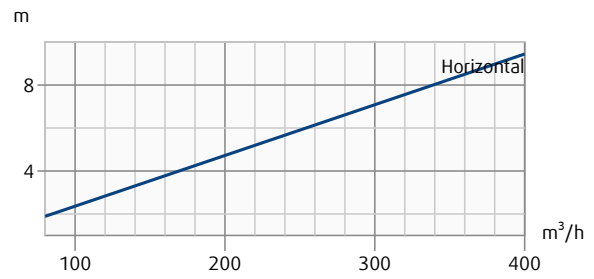
HELLA-3-900-B-R-0-AN + PB-HELLA-3-900-I1

Throw length (terminal velocity 0.2 m/s)



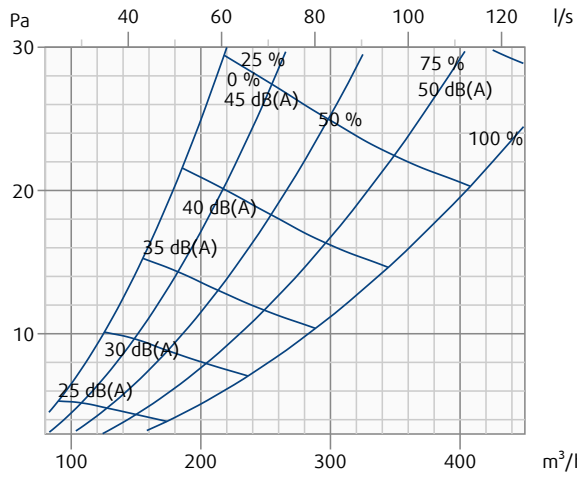
HELLA-3-1000-B-R-0-AN + PB-HELLA-3-1000-I1

Throw length (terminal velocity 0.2 m/s)



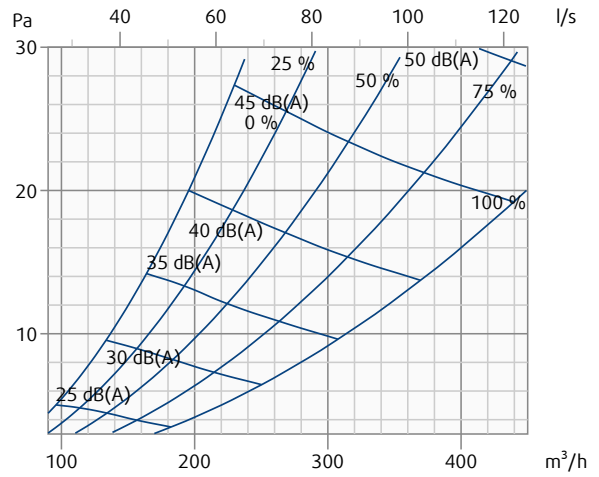
HELLA-3-1100-B-R-0-AN + PB-HELLA-3-1100-I1

Pressure drop & A-weighted sound power level in dB(A)



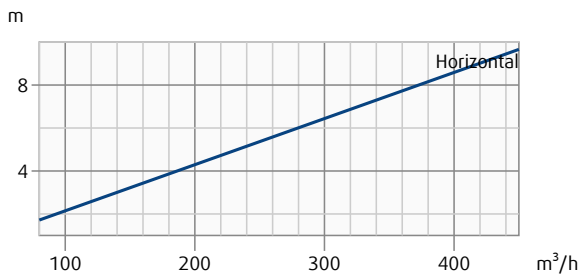
HELLA-3-1300-B-R-0-AN + PB-HELLA-3-1300-I1

Pressure drop & A-weighted sound power level in dB(A)



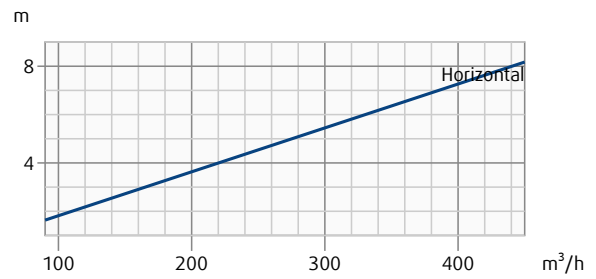
HELLA-3-1100-B-R-0-AN + PB-HELLA-3-1100-I1

Throw length (terminal velocity 0.2 m/s)



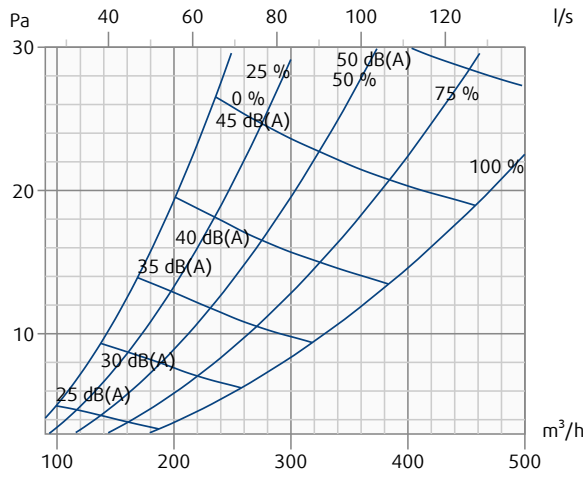
HELLA-3-1300-B-R-0-AN + PB-HELLA-3-1300-I1

Throw length (terminal velocity 0.2 m/s)



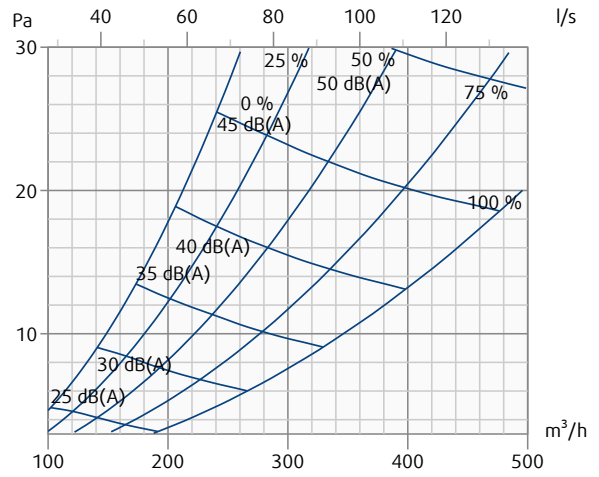
HELLA-3-1400-B-R-0-AN + PB-HELLA-3-1400-I1

Pressure drop & A-weighted sound power level in dB(A)



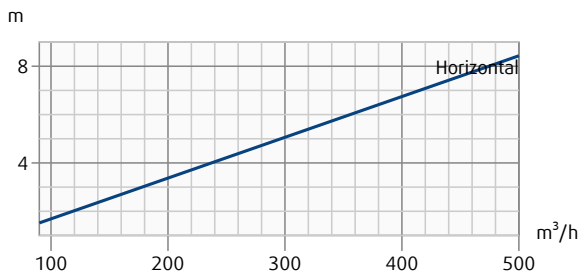
HELLA-3-1500-B-R-0-AN + PB-HELLA-3-1500-I1

Pressure drop & A-weighted sound power level in dB(A)



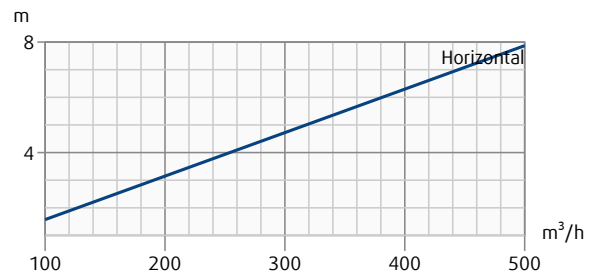
HELLA-3-1400-B-R-0-AN + PB-HELLA-3-1400-I1

Throw length (terminal velocity 0.2 m/s)



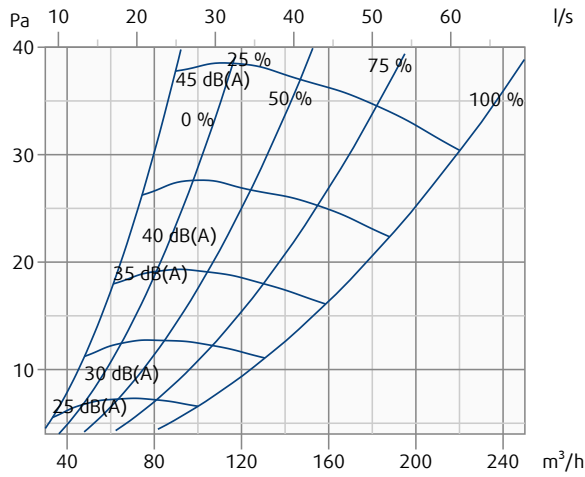
HELLA-3-1500-B-R-0-AN + PB-HELLA-3-1500-I1

Throw length (terminal velocity 0.2 m/s)



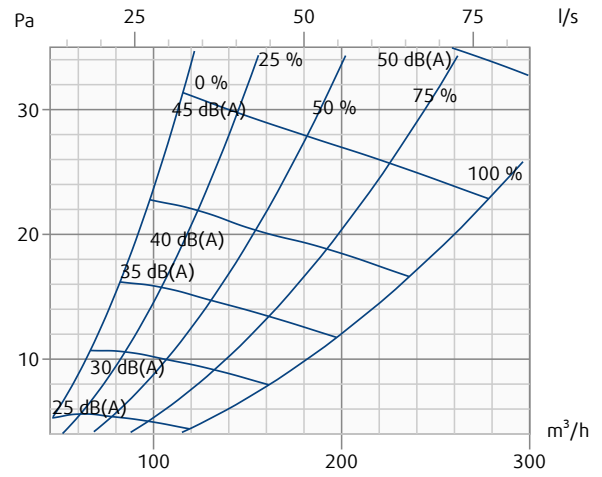
HELLA-4-500-B-R-0-AN + PB-HELLA-4-500

Pressure drop & A-weighted sound power level in dB(A)



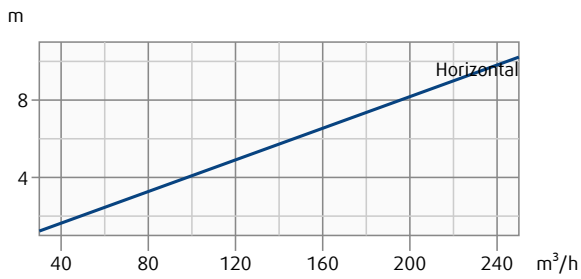
HELLA-4-700-B-R-0-AN + PB-HELLA-4-700

Pressure drop & A-weighted sound power level in dB(A)



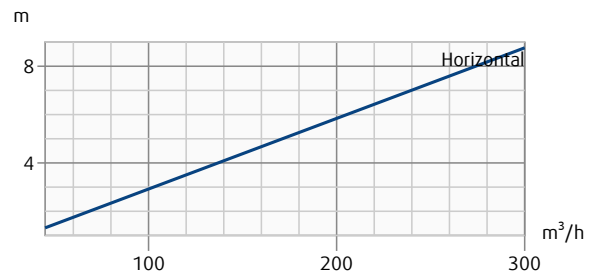
HELLA-4-500-B-R-0-AN + PB-HELLA-4-500

Throw length (terminal velocity 0.2 m/s)



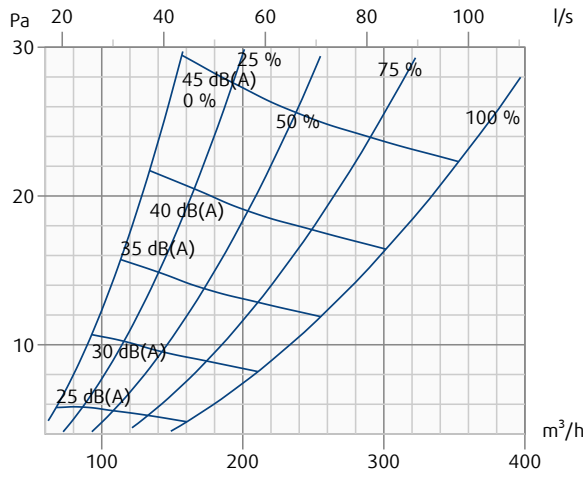
HELLA-4-700-B-R-0-AN + PB-HELLA-4-700

Throw length (terminal velocity 0.2 m/s)



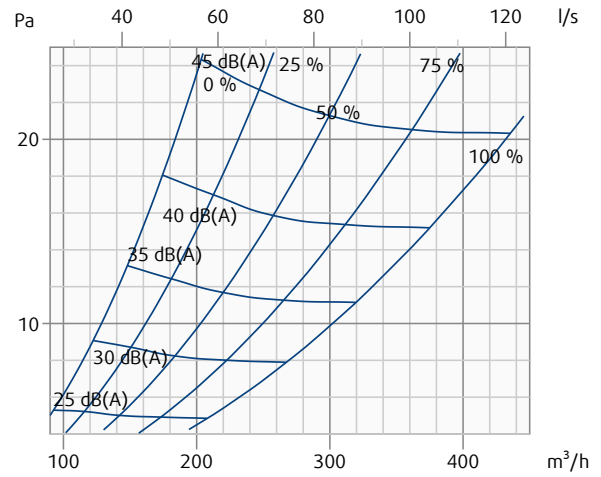
HELLA-4-800-B-R-0-AN + PB-HELLA-4-800

Pressure drop & A-weighted sound power level in dB(A)



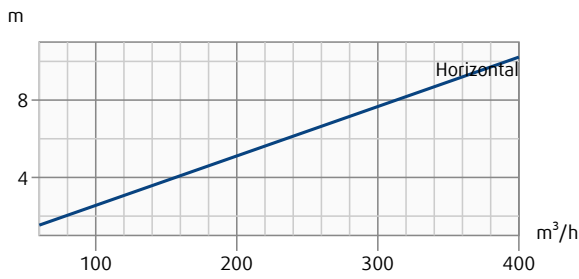
HELLA-4-900-B-R-0-AN + PB-HELLA-4-900

Pressure drop & A-weighted sound power level in dB(A)



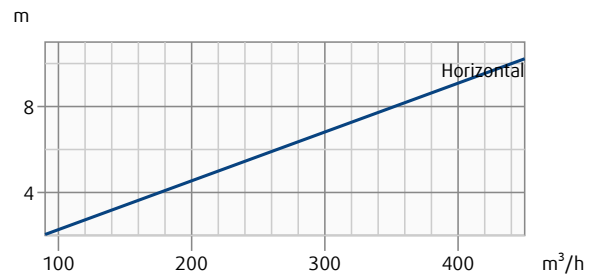
HELLA-4-800-B-R-0-AN + PB-HELLA-4-800

Throw length (terminal velocity 0.2 m/s)



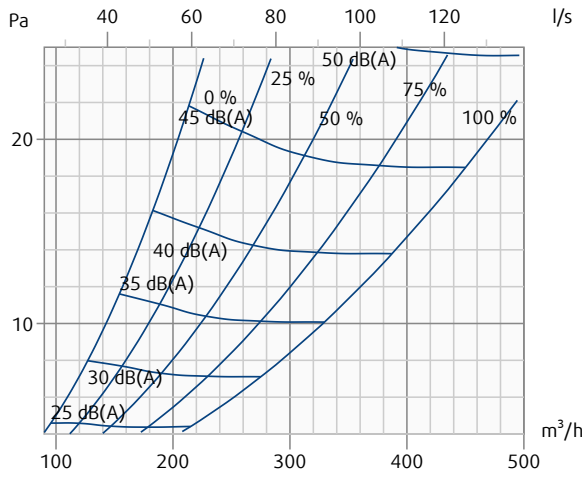
HELLA-4-900-B-R-0-AN + PB-HELLA-4-900

Throw length (terminal velocity 0.2 m/s)



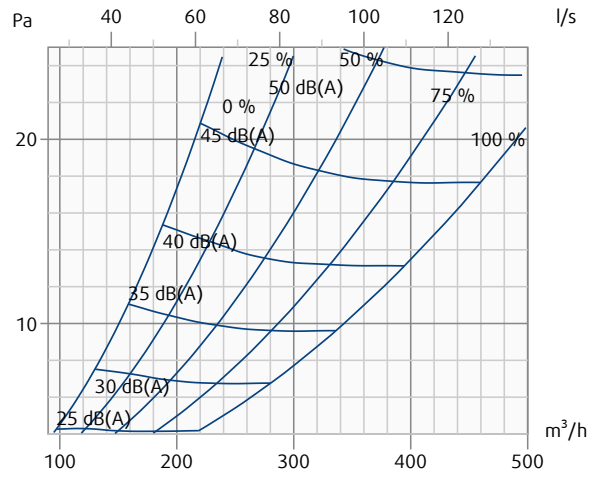
HELLA-4-1000-B-R-0-AN + PB-HELLA-4-1000

Pressure drop & A-weighted sound power level in dB(A)



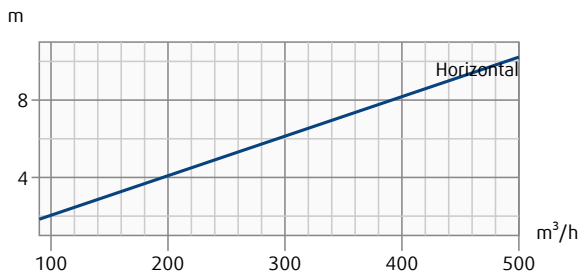
HELLA-4-1100-B-R-0-AN + PB-HELLA-4-1100

Pressure drop & A-weighted sound power level in dB(A)



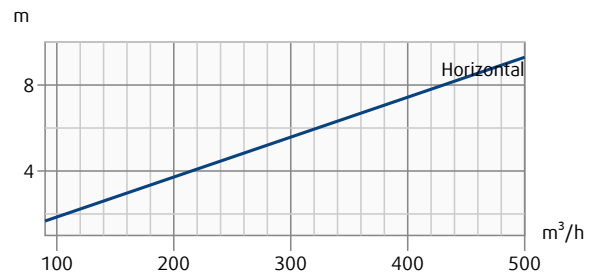
HELLA-4-1000-B-R-0-AN + PB-HELLA-4-1000

Throw length (terminal velocity 0.2 m/s)



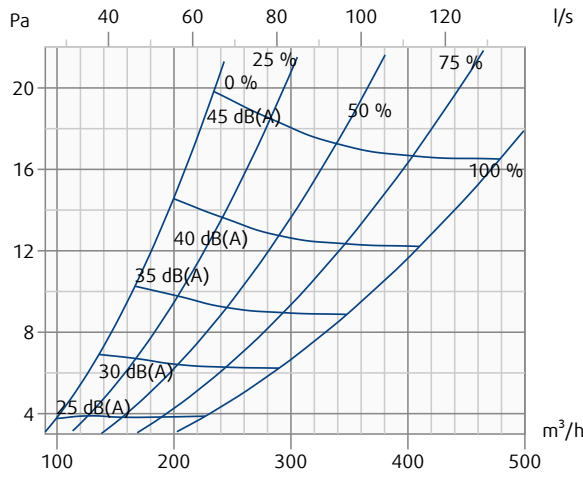
HELLA-4-1100-B-R-0-AN + PB-HELLA-4-1100

Throw length (terminal velocity 0.2 m/s)



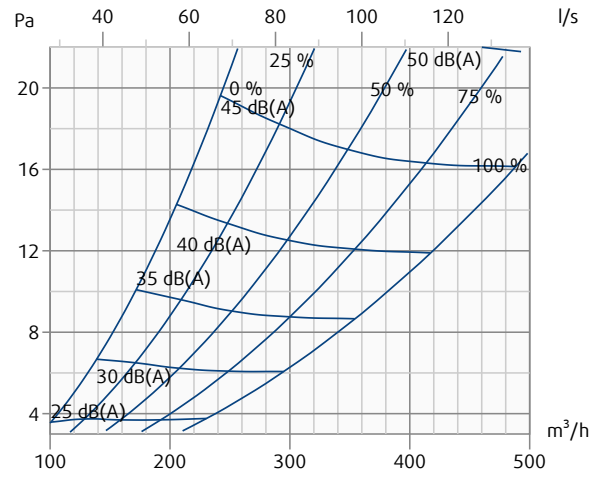
HELLA-4-1300-B-R-0-AN + PB-HELLA-4-1300

Pressure drop & A-weighted sound power level in dB(A)



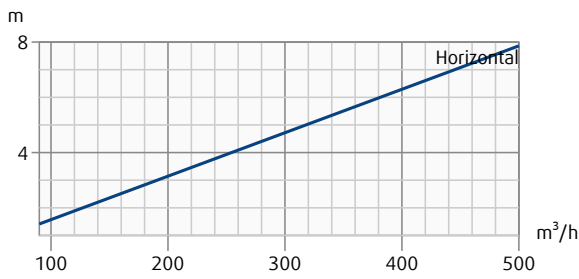
HELLA-4-1400-B-R-0-AN + PB-HELLA-4-1400

Pressure drop & A-weighted sound power level in dB(A)



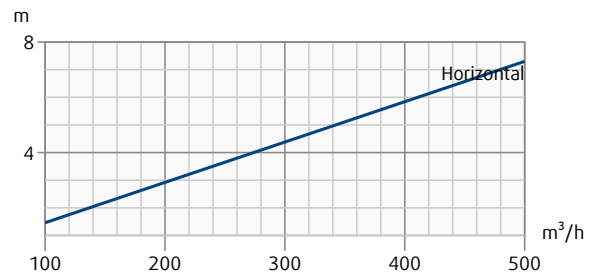
HELLA-4-1300-B-R-0-AN + PB-HELLA-4-1300

Throw length (terminal velocity 0.2 m/s)



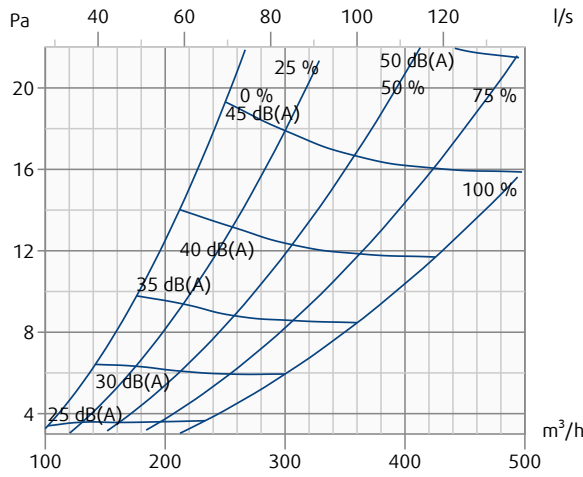
HELLA-4-1400-B-R-0-AN + PB-HELLA-4-1400

Throw length (terminal velocity 0.2 m/s)



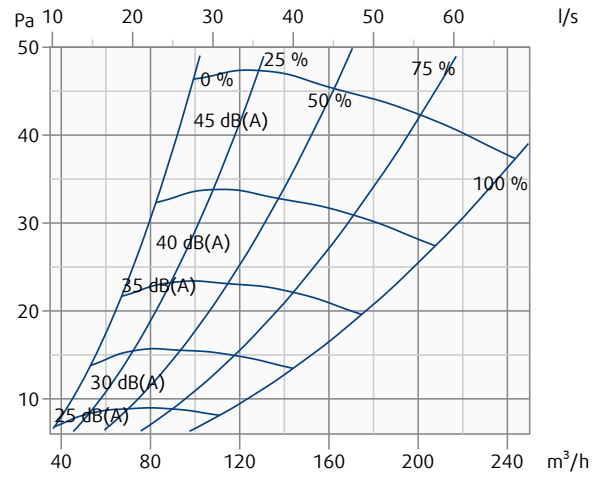
HELLA-4-1500-B-R-0-AN + PB-HELLA-4-1500

Pressure drop & A-weighted sound power level in dB(A)



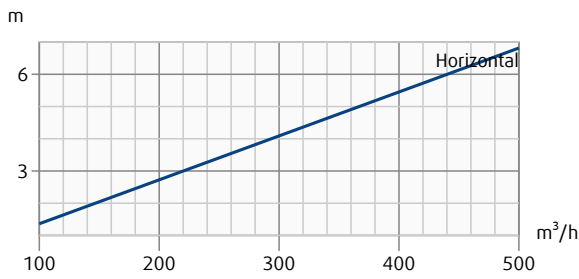
HELLA-4-500-B-R-0-AN + PB-HELLA-4-500-I1

Pressure drop & A-weighted sound power level in dB(A)



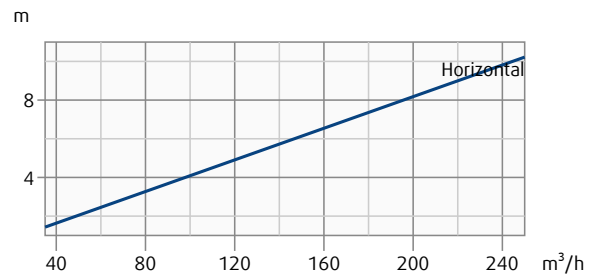
HELLA-4-1500-B-R-0-AN + PB-HELLA-4-1500

Throw length (terminal velocity 0.2 m/s)



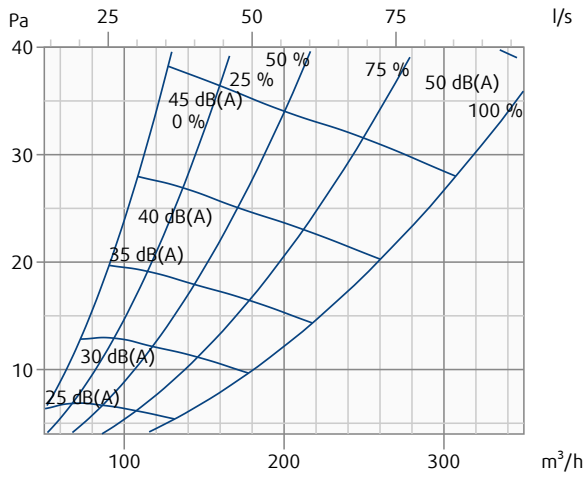
HELLA-4-500-B-R-0-AN + PB-HELLA-4-500-I1

Throw length (terminal velocity 0.2 m/s)



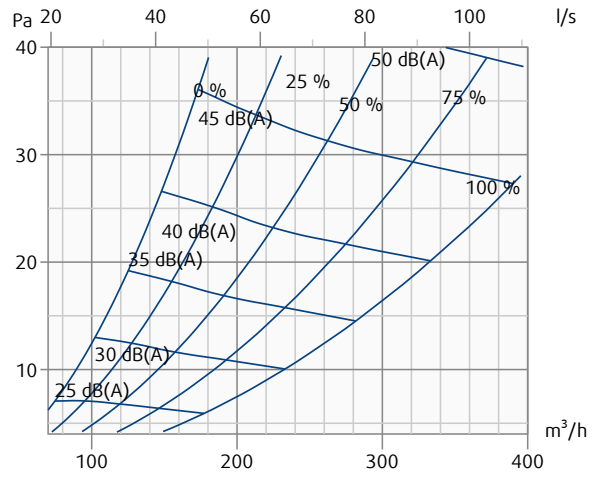
HELLA-4-700-B-R-0-AN + PB-HELLA-4-700-I1

Pressure drop & A-weighted sound power level in dB(A)



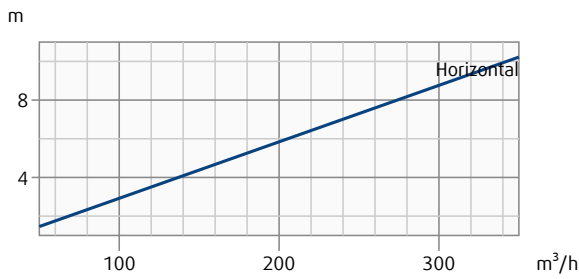
HELLA-4-800-B-R-0-AN + PB-HELLA-4-800-I1

Pressure drop & A-weighted sound power level in dB(A)



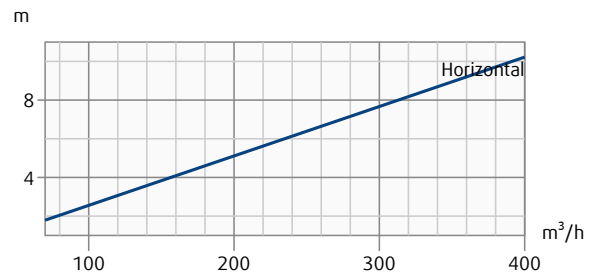
HELLA-4-700-B-R-0-AN + PB-HELLA-4-700-I1

Throw length (terminal velocity 0.2 m/s)



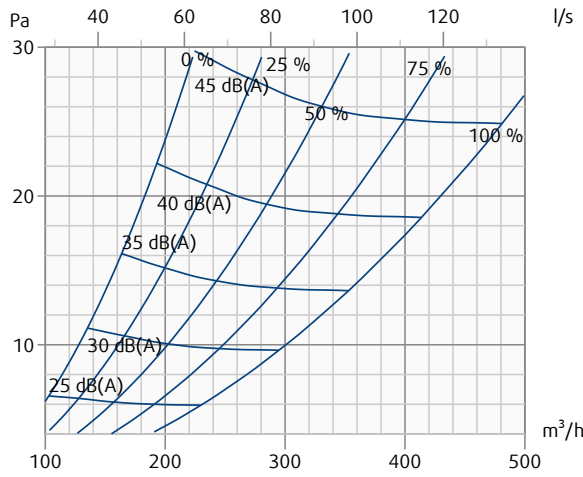
HELLA-4-800-B-R-0-AN + PB-HELLA-4-800-I1

Throw length (terminal velocity 0.2 m/s)



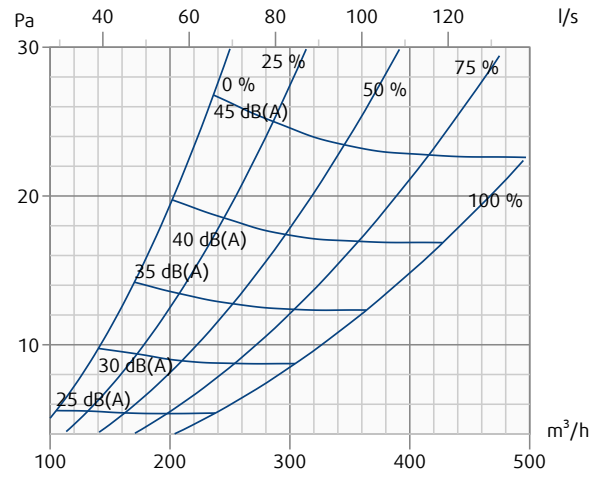
HELLA-4-900-B-R-0-AN + PB-HELLA-4-900-I1

Pressure drop & A-weighted sound power level in dB(A)



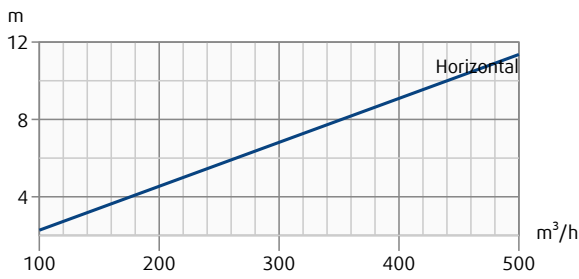
HELLA-4-1000-B-R-0-AN + PB-HELLA-4-1000-I1

Pressure drop & A-weighted sound power level in dB(A)



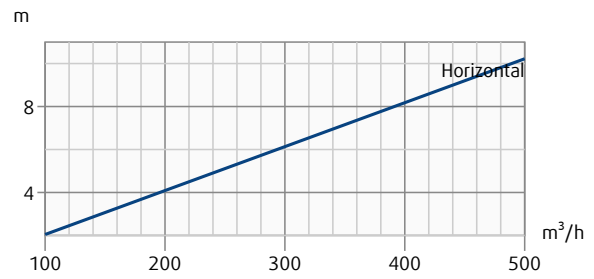
HELLA-4-900-B-R-0-AN + PB-HELLA-4-900-I1

Throw length (terminal velocity 0.2 m/s)



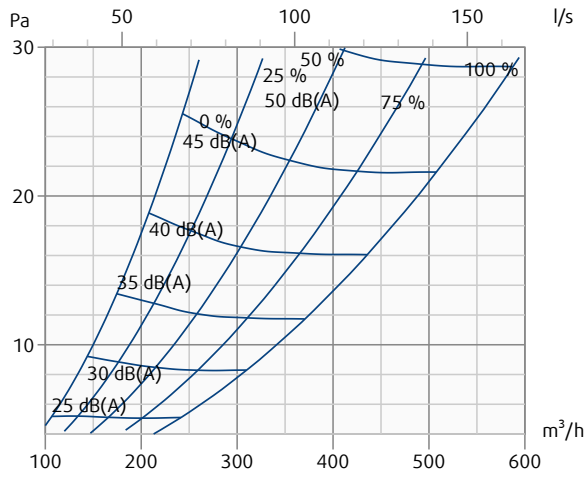
HELLA-4-1000-B-R-0-AN + PB-HELLA-4-1000-I1

Throw length (terminal velocity 0.2 m/s)



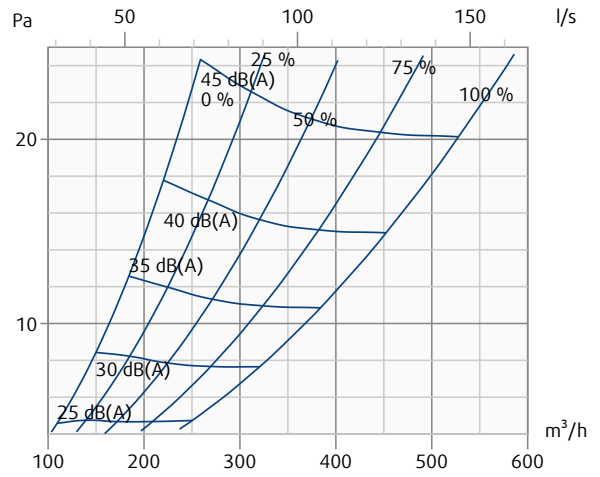
HELLA-4-1100-B-R-0-AN + PB-HELLA-4-1100-I1

Pressure drop & A-weighted sound power level in dB(A)



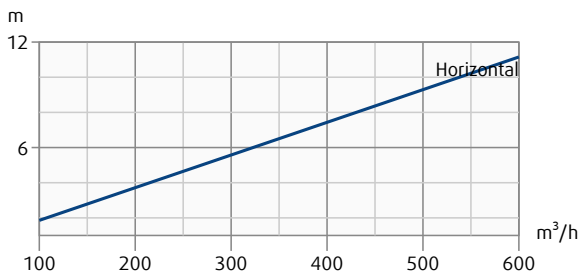
HELLA-4-1300-B-R-0-AN + PB-HELLA-4-1300-I1

Pressure drop & A-weighted sound power level in dB(A)



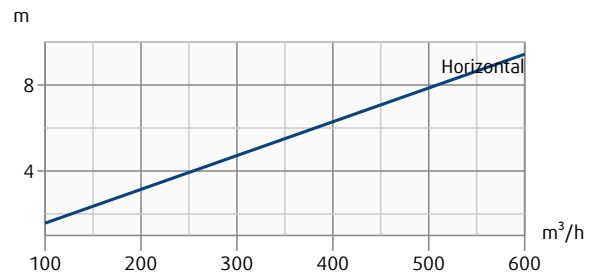
HELLA-4-1100-B-R-0-AN + PB-HELLA-4-1100-I1

Throw length (terminal velocity 0.2 m/s)



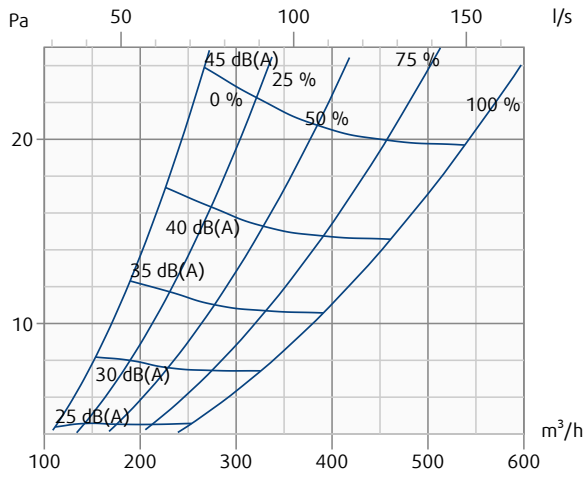
HELLA-4-1300-B-R-0-AN + PB-HELLA-4-1300-I1

Throw length (terminal velocity 0.2 m/s)



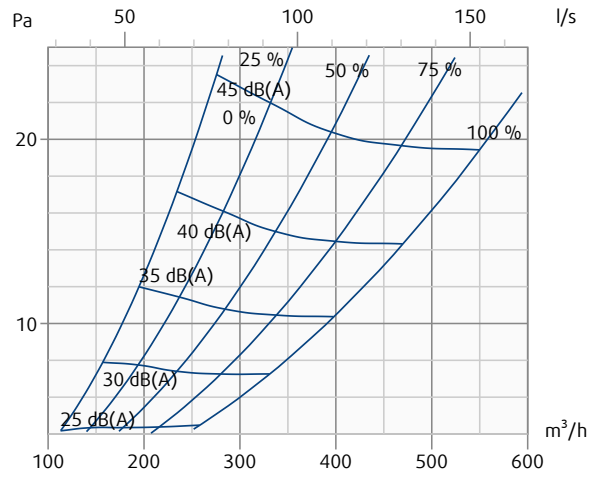
HELLA-4-1400-B-R-0-AN + PB-HELLA-4-1400-I1

Pressure drop & A-weighted sound power level in dB(A)



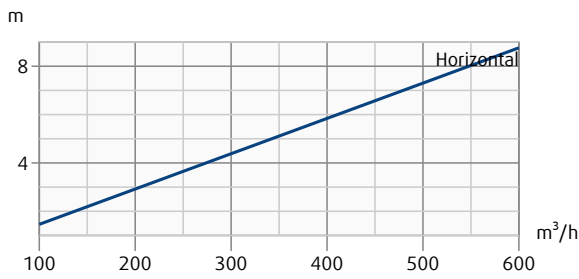
HELLA-4-1500-B-R-0-AN + PB-HELLA-4-1500-I1

Pressure drop & A-weighted sound power level in dB(A)



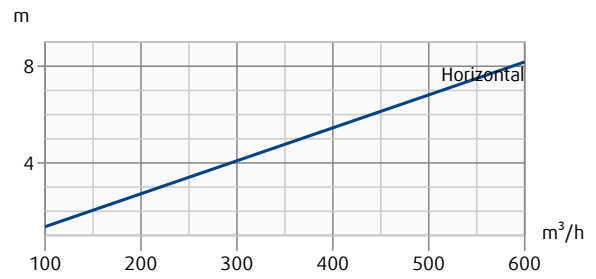
HELLA-4-1400-B-R-0-AN + PB-HELLA-4-1400-I1

Throw length (terminal velocity 0.2 m/s)



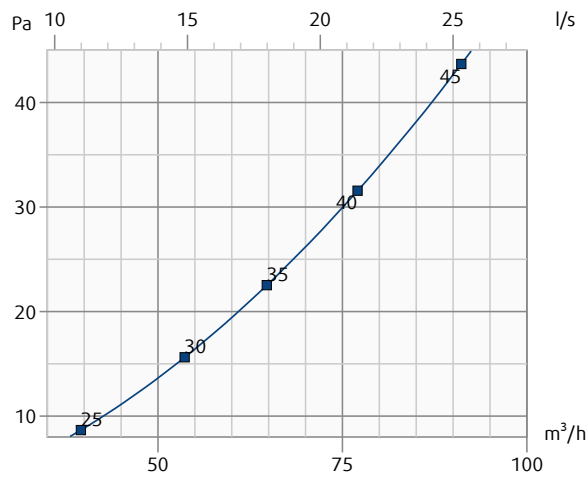
HELLA-4-1500-B-R-0-AN + PB-HELLA-4-1500-I1

Throw length (terminal velocity 0.2 m/s)



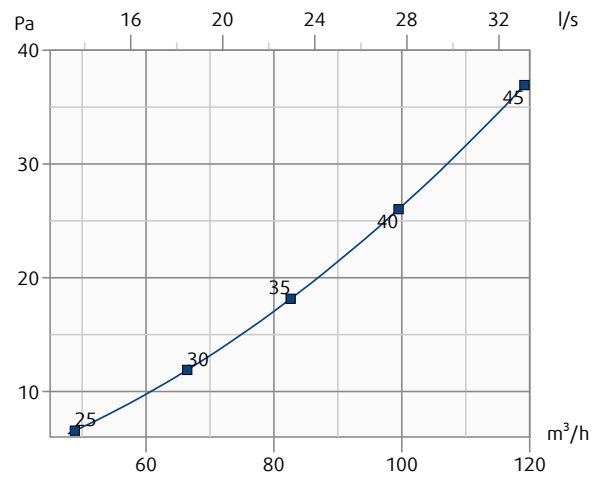
HELLA-1-500-B-0-0-AN + PB-HELLA-1-500

Pressure drop & A-weighted sound power level in dB(A)



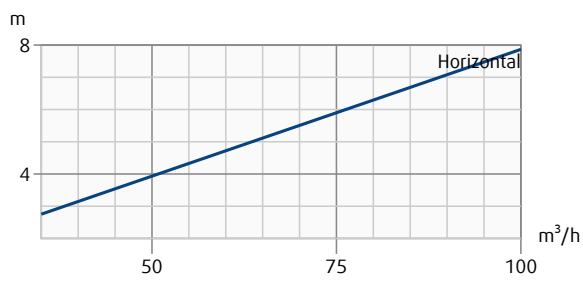
HELLA-1-700-B-0-0-AN + PB-HELLA-1-700

Pressure drop & A-weighted sound power level in dB(A)



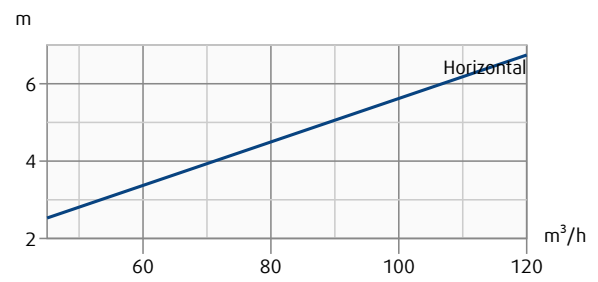
HELLA-1-500-B-0-0-AN + PB-HELLA-1-500

Throw length (terminal velocity 0.2 m/s)



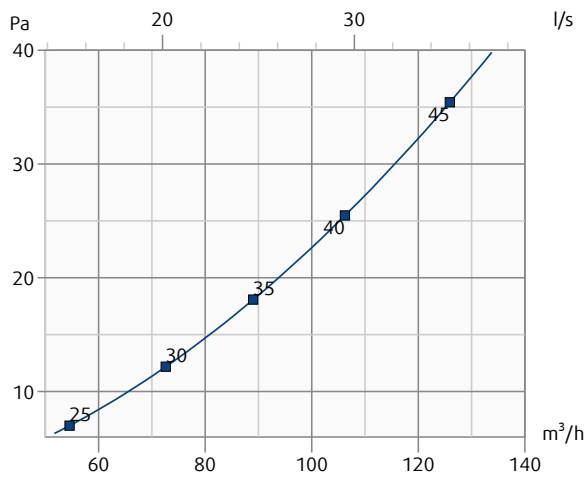
HELLA-1-700-B-0-0-AN + PB-HELLA-1-700

Throw length (terminal velocity 0.2 m/s)



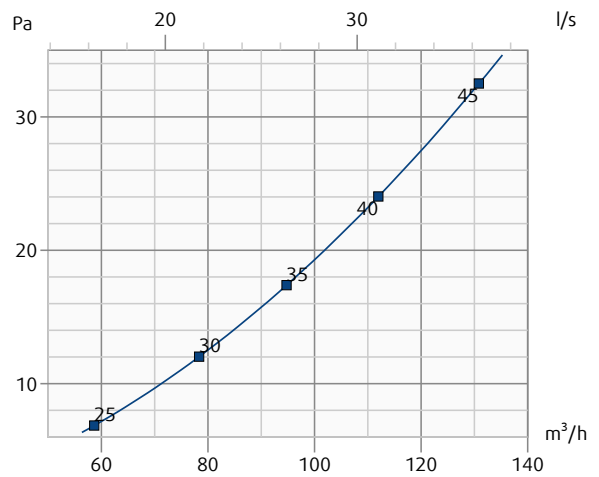
HELLA-1-800-B-0-0-AN + PB-HELLA-1-800

Pressure drop & A-weighted sound power level in dB(A)



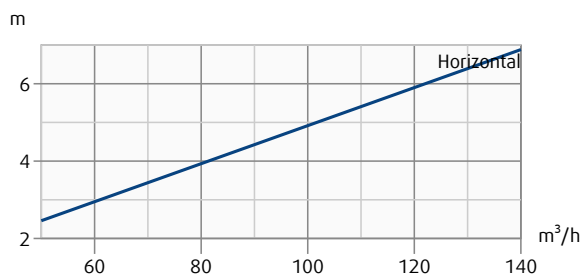
HELLA-1-900-B-0-0-AN + PB-HELLA-1-900

Pressure drop & A-weighted sound power level in dB(A)



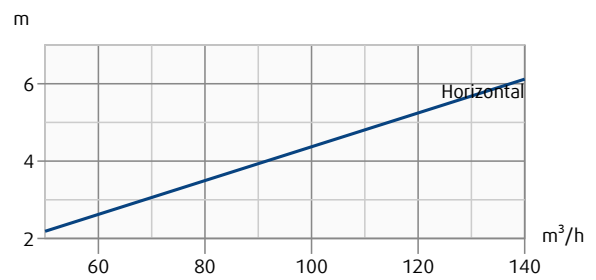
HELLA-1-800-B-0-0-AN + PB-HELLA-1-800

Throw length (terminal velocity 0.2 m/s)



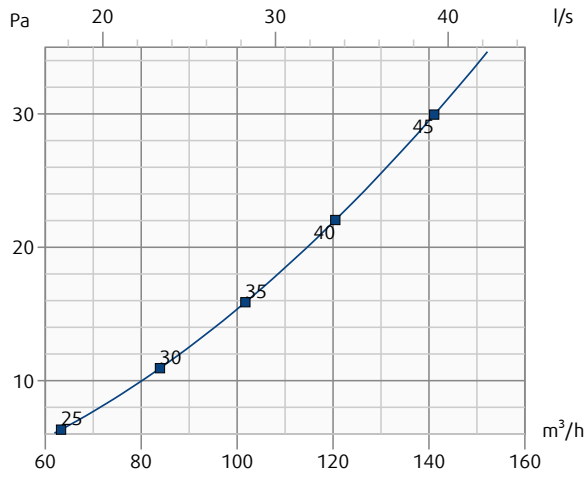
HELLA-1-900-B-0-0-AN + PB-HELLA-1-900

Throw length (terminal velocity 0.2 m/s)



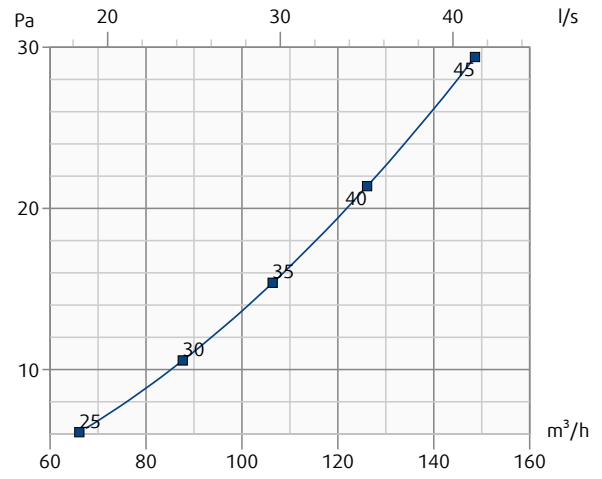
HELLA-1-1000-B-0-0-AN + PB-HELLA-1-1000

Pressure drop & A-weighted sound power level in dB(A)



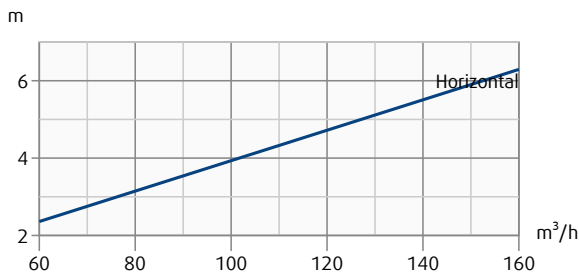
HELLA-1-1100-B-0-0-AN + PB-HELLA-1-1100

Pressure drop & A-weighted sound power level in dB(A)



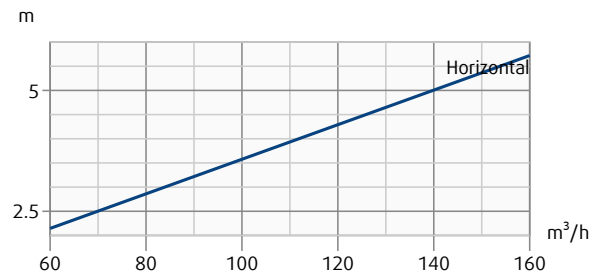
HELLA-1-1000-B-0-0-AN + PB-HELLA-1-1000

Throw length (terminal velocity 0.2 m/s)



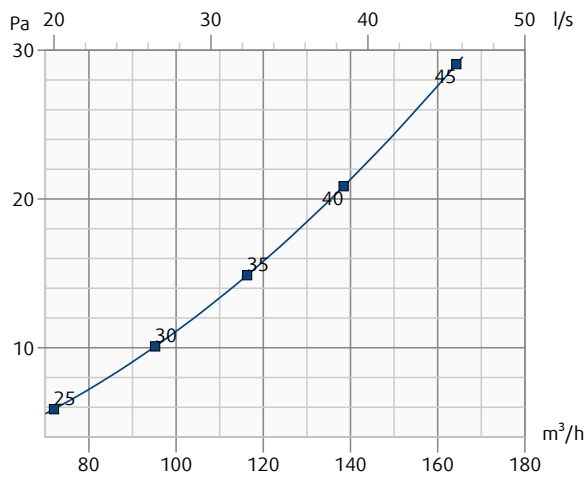
HELLA-1-1100-B-0-0-AN + PB-HELLA-1-1100

Throw length (terminal velocity 0.2 m/s)



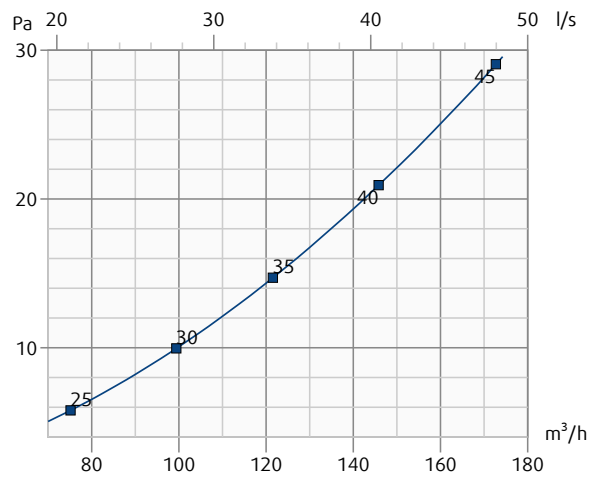
HELLA-1-1300-B-0-0-AN + PB-HELLA-1-1300

Pressure drop & A-weighted sound power level in dB(A)



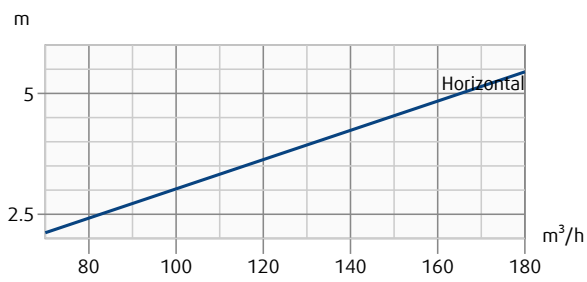
HELLA-1-1400-B-0-0-AN + PB-HELLA-1-1400

Pressure drop & A-weighted sound power level in dB(A)



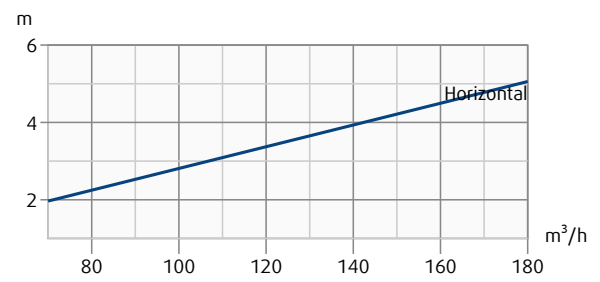
HELLA-1-1300-B-0-0-AN + PB-HELLA-1-1300

Throw length (terminal velocity 0.2 m/s)



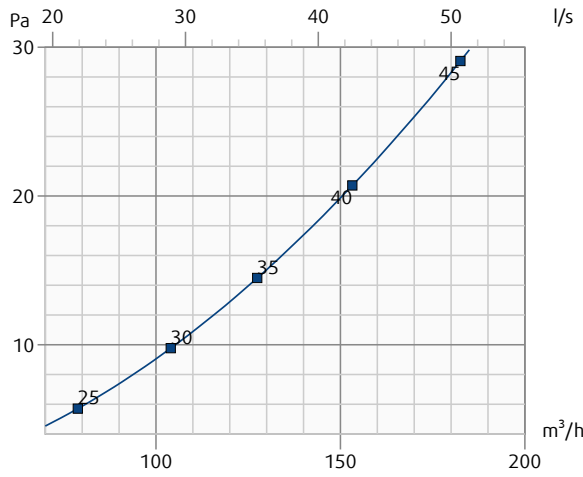
HELLA-1-1400-B-0-0-AN + PB-HELLA-1-1400

Throw length (terminal velocity 0.2 m/s)



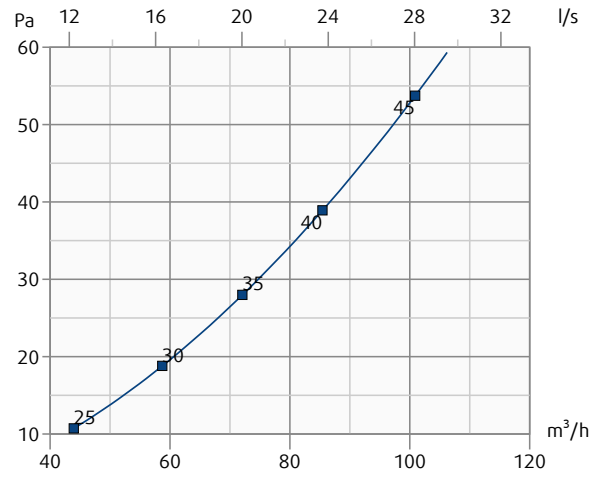
HELLA-1-1500-B-0-0-AN + PB-HELLA-1-1500

Pressure drop & A-weighted sound power level in dB(A)



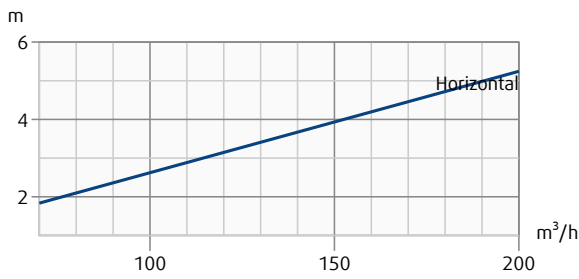
HELLA-1-500-B-0-0-AN + PB-HELLA-1-500-I1

Pressure drop & A-weighted sound power level in dB(A)



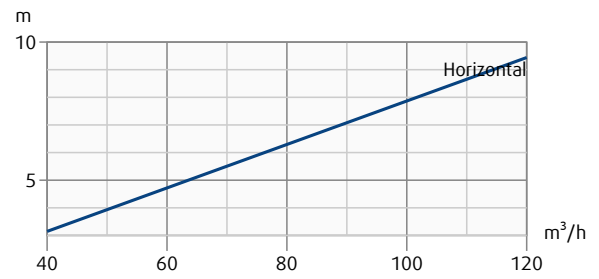
HELLA-1-1500-B-0-0-AN + PB-HELLA-1-1500

Throw length (terminal velocity 0.2 m/s)



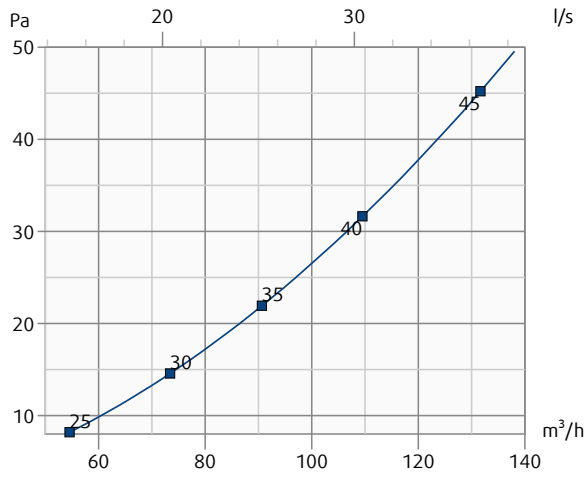
HELLA-1-500-B-0-0-AN + PB-HELLA-1-500-I1

Throw length (terminal velocity 0.2 m/s)



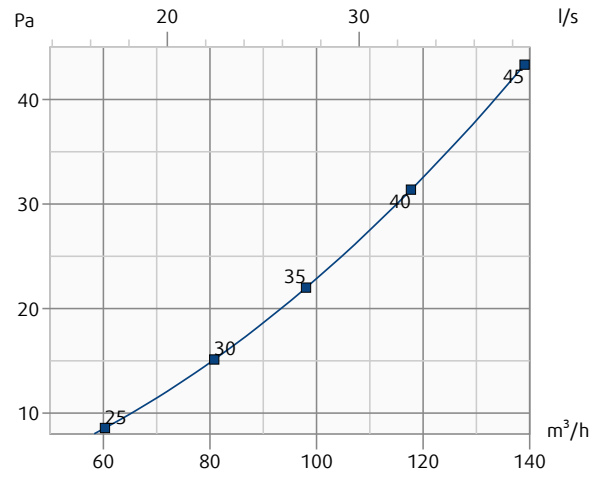
HELLA-1-700-B-0-0-AN + PB-HELLA-1-700-I1

Pressure drop & A-weighted sound power level in dB(A)



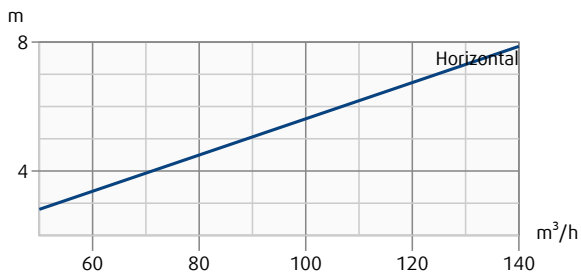
HELLA-1-800-B-0-0-AN + PB-HELLA-1-800-I1

Pressure drop & A-weighted sound power level in dB(A)



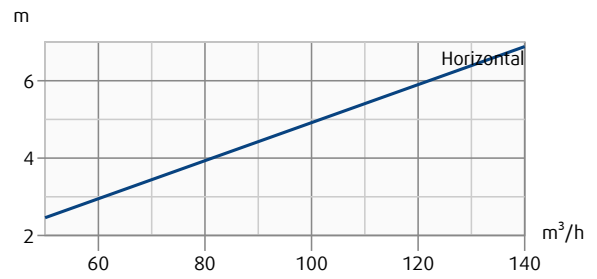
HELLA-1-700-B-0-0-AN + PB-HELLA-1-700-I1

Throw length (terminal velocity 0.2 m/s)



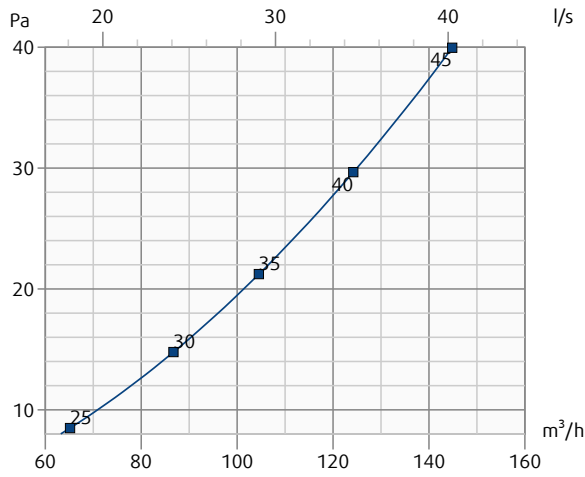
HELLA-1-800-B-0-0-AN + PB-HELLA-1-800-I1

Throw length (terminal velocity 0.2 m/s)



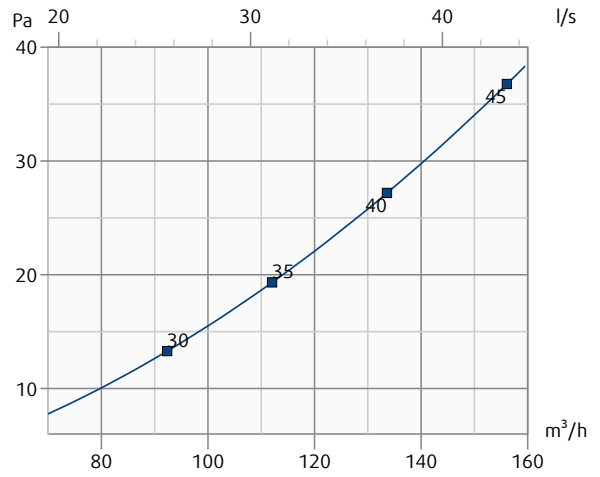
HELLA-1-900-B-0-0-AN + PB-HELLA-1-900-I1

Pressure drop & A-weighted sound power level in dB(A)



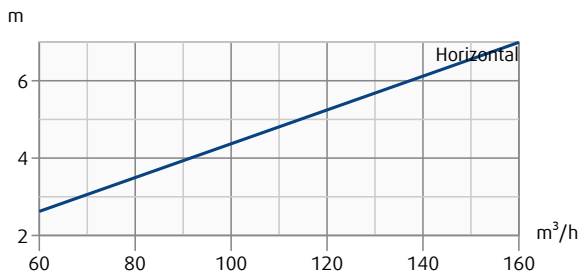
HELLA-1-1000-B-0-0-AN + PB-HELLA-1-1000-I1

Pressure drop & A-weighted sound power level in dB(A)



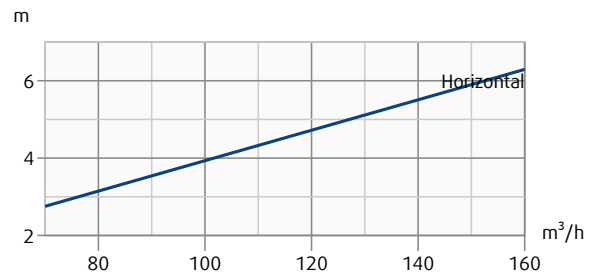
HELLA-1-900-B-0-0-AN + PB-HELLA-1-900-I1

Throw length (terminal velocity 0.2 m/s)



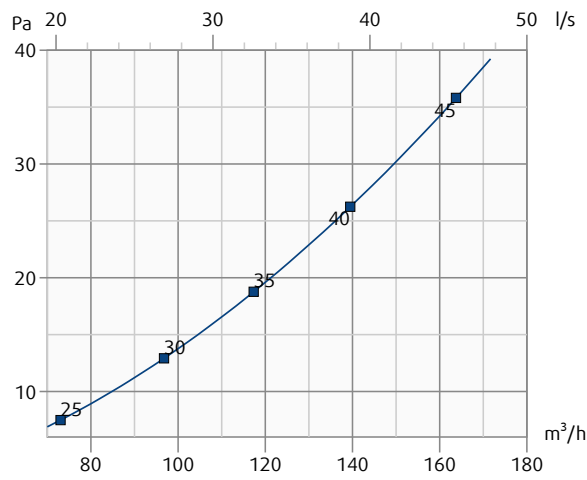
HELLA-1-1000-B-0-0-AN + PB-HELLA-1-1000-I1

Throw length (terminal velocity 0.2 m/s)



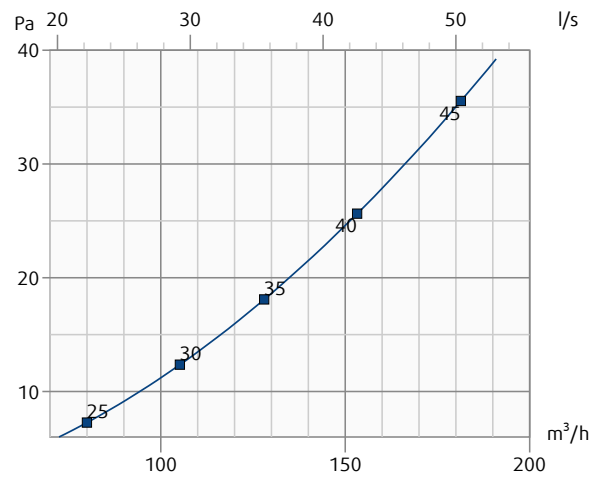
HELLA-1-1100-B-0-0-AN + PB-HELLA-1-1100-I1

Pressure drop & A-weighted sound power level in dB(A)



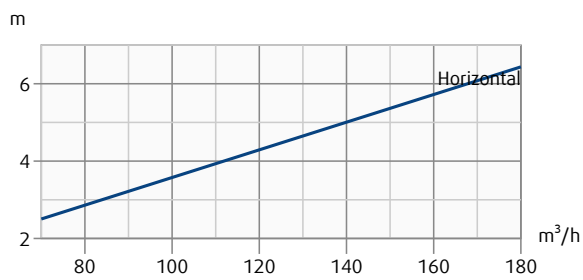
HELLA-1-1300-B-0-0-AN + PB-HELLA-1-1300-I1

Pressure drop & A-weighted sound power level in dB(A)



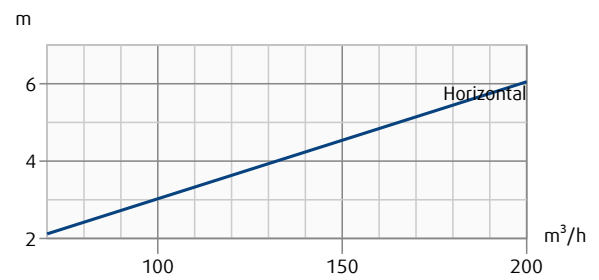
HELLA-1-1100-B-0-0-AN + PB-HELLA-1-1100-I1

Throw length (terminal velocity 0.2 m/s)



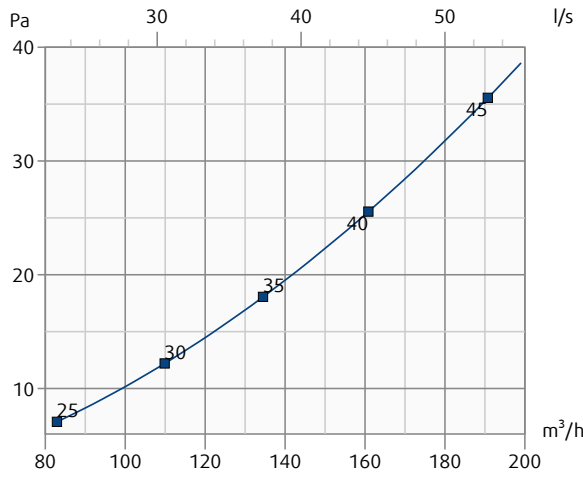
HELLA-1-1300-B-0-0-AN + PB-HELLA-1-1300-I1

Throw length (terminal velocity 0.2 m/s)



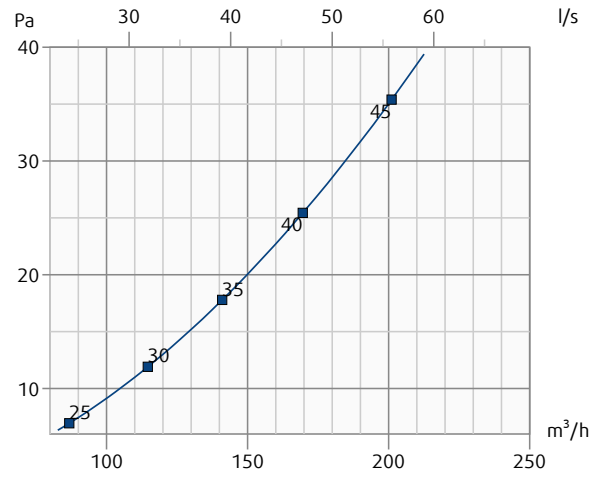
HELLA-1-1400-B-0-0-AN + PB-HELLA-1-1400-I1

Pressure drop & A-weighted sound power level in dB(A)



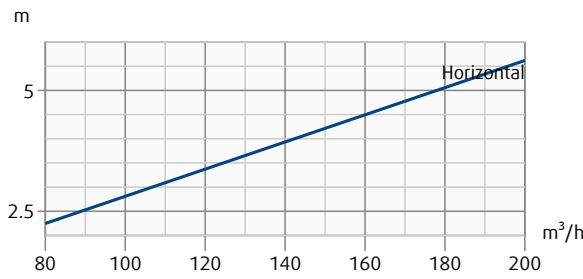
HELLA-1-1500-B-0-0-AN + PB-HELLA-1-1500-I1

Pressure drop & A-weighted sound power level in dB(A)



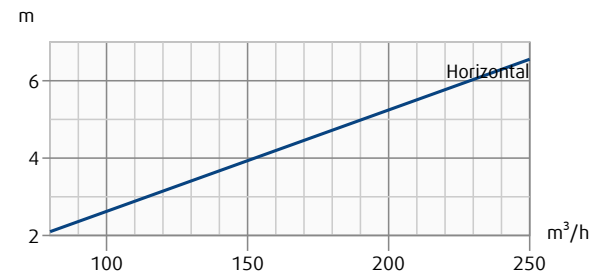
HELLA-1-1400-B-0-0-AN + PB-HELLA-1-1400-I1

Throw length (terminal velocity 0.2 m/s)



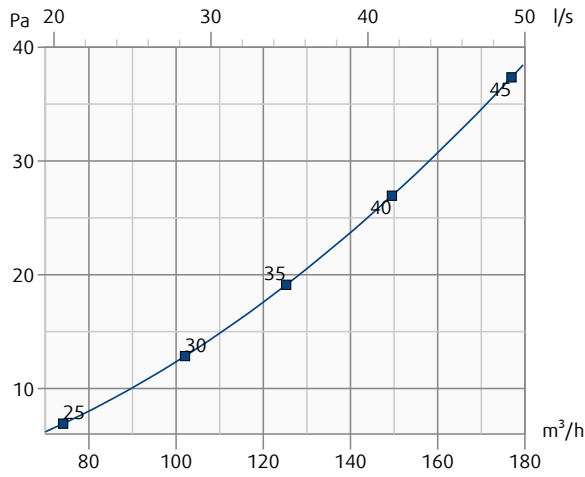
HELLA-1-1500-B-0-0-AN + PB-HELLA-1-1500-I1

Throw length (terminal velocity 0.2 m/s)



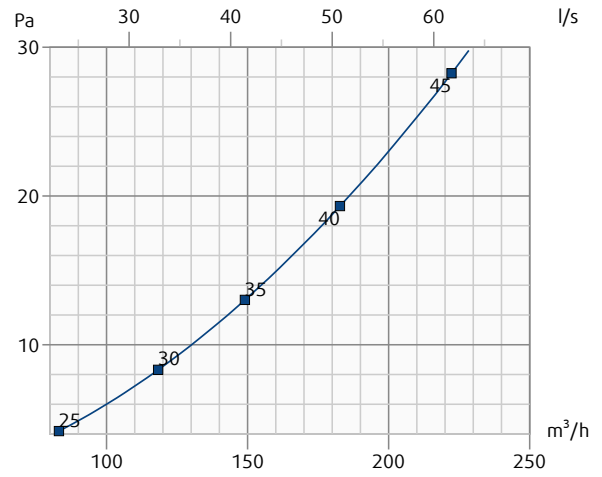
HELLA-2-500-B-0-0-AN + PB-HELLA-2-500

Pressure drop & A-weighted sound power level in dB(A)



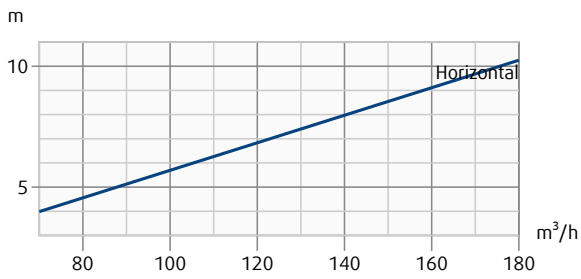
HELLA-2-700-B-0-0-AN + PB-HELLA-2-700

Pressure drop & A-weighted sound power level in dB(A)



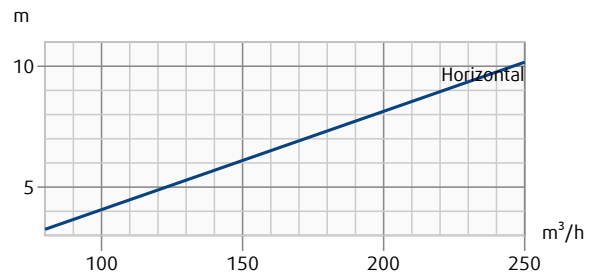
HELLA-2-500-B-0-0-AN + PB-HELLA-2-500

Throw length (terminal velocity 0.2 m/s)



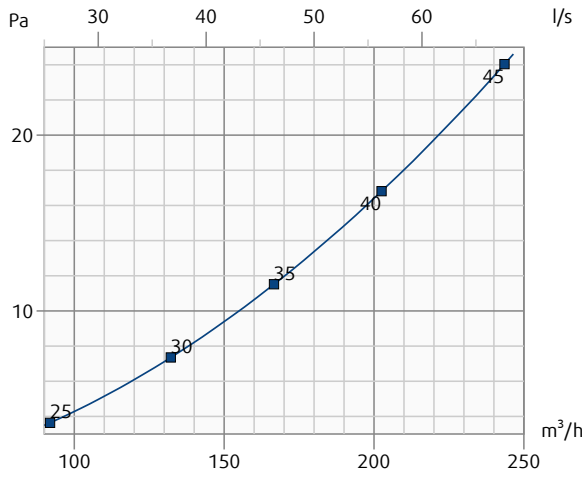
HELLA-2-700-B-0-0-AN + PB-HELLA-2-700

Throw length (terminal velocity 0.2 m/s)



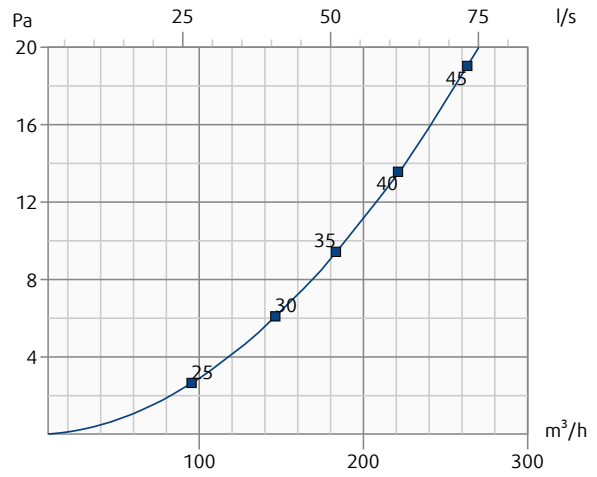
HELLA-2-800-B-0-0-AN + PB-HELLA-2-800

Pressure drop & A-weighted sound power level in dB(A)



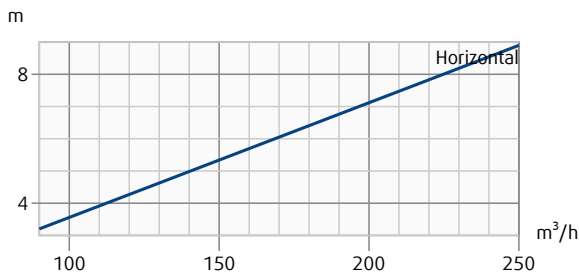
HELLA-2-900-B-0-0-AN + PB-HELLA-2-900

Pressure drop & A-weighted sound power level in dB(A)



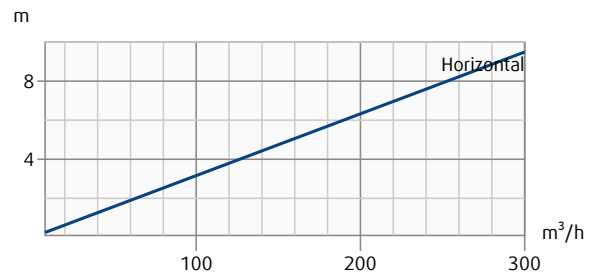
HELLA-2-800-B-0-0-AN + PB-HELLA-2-800

Throw length (terminal velocity 0.2 m/s)



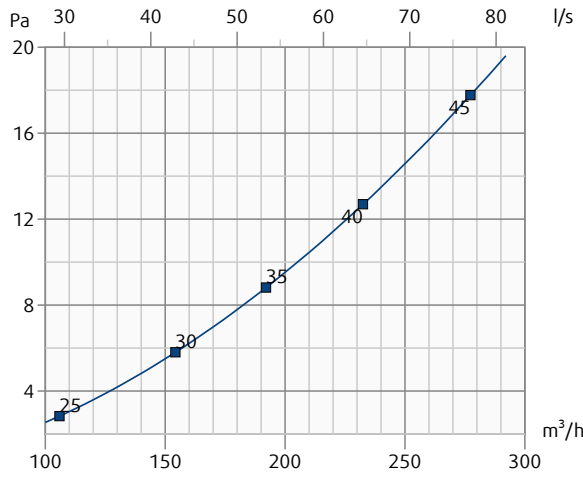
HELLA-2-900-B-0-0-AN + PB-HELLA-2-900

Throw length (terminal velocity 0.2 m/s)



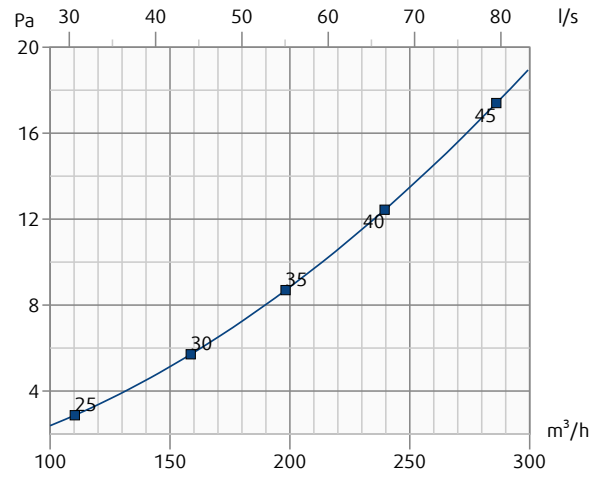
HELLA-2-1000-B-0-0-AN + PB-HELLA-2-1000

Pressure drop & A-weighted sound power level in dB(A)



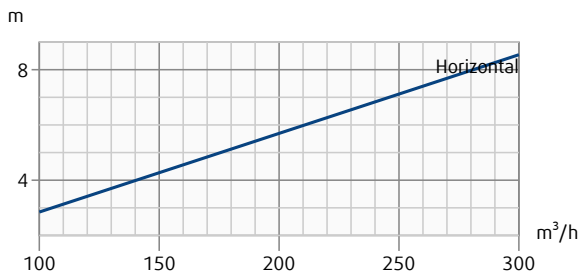
HELLA-2-1100-B-0-0-AN + PB-HELLA-2-1100

Pressure drop & A-weighted sound power level in dB(A)



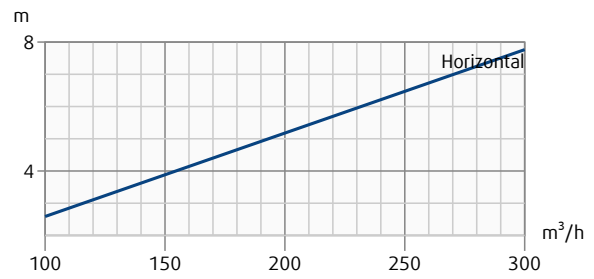
HELLA-2-1000-B-0-0-AN + PB-HELLA-2-1000

Throw length (terminal velocity 0.2 m/s)



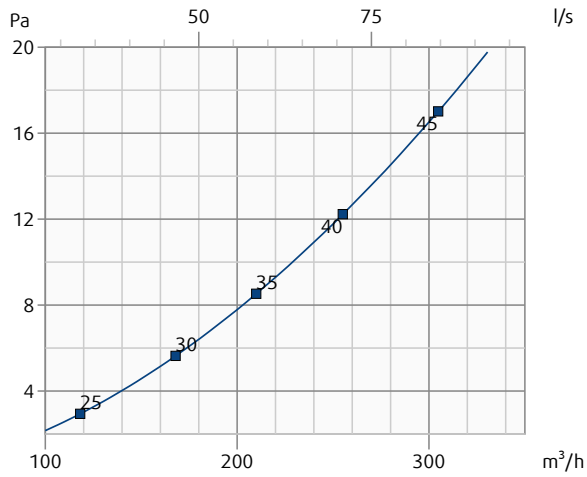
HELLA-2-1100-B-0-0-AN + PB-HELLA-2-1100

Throw length (terminal velocity 0.2 m/s)



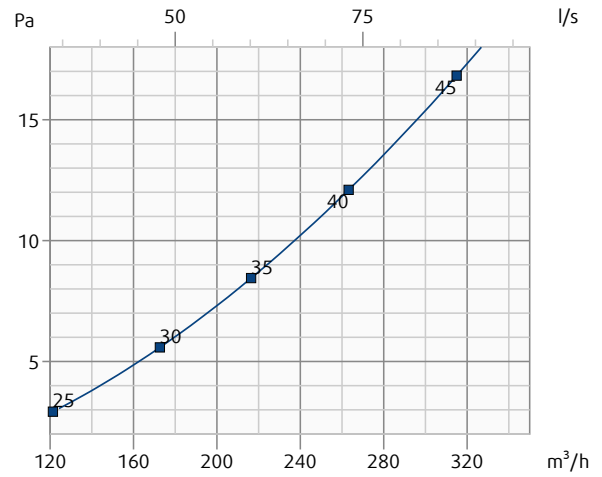
HELLA-2-1300-B-0-0-AN + PB-HELLA-2-1300

Pressure drop & A-weighted sound power level in dB(A)



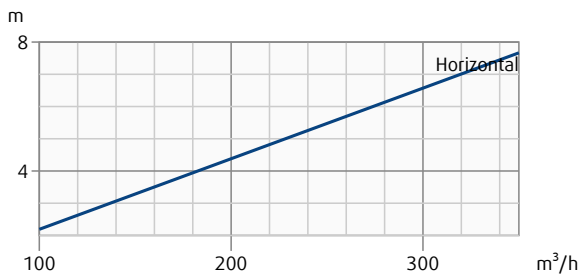
HELLA-2-1400-B-0-0-AN + PB-HELLA-2-1400

Pressure drop & A-weighted sound power level in dB(A)



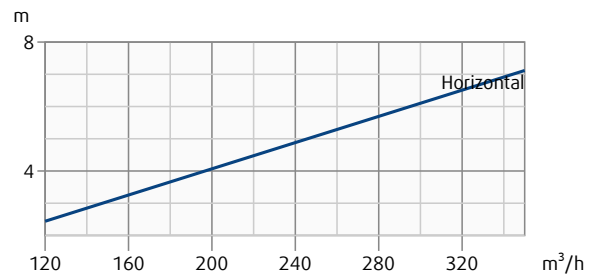
HELLA-2-1300-B-0-0-AN + PB-HELLA-2-1300

Throw length (terminal velocity 0.2 m/s)



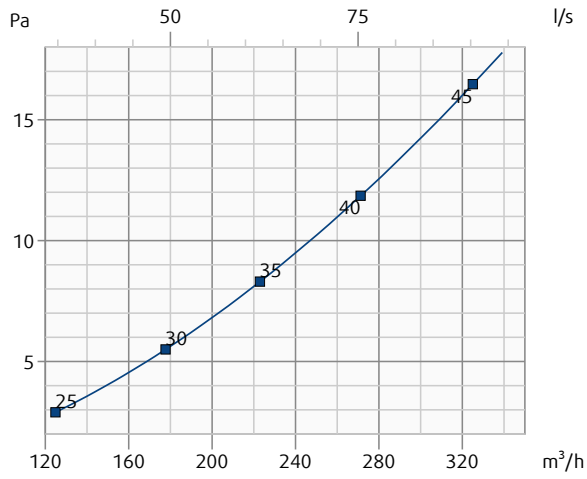
HELLA-2-1400-B-0-0-AN + PB-HELLA-2-1400

Throw length (terminal velocity 0.2 m/s)



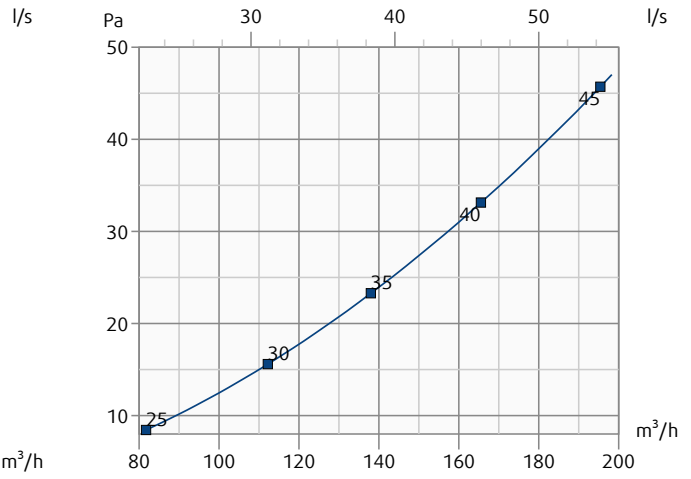
HELLA-2-1500-B-0-0-AN + PB-HELLA-2-1500

Pressure drop & A-weighted sound power level in dB(A)



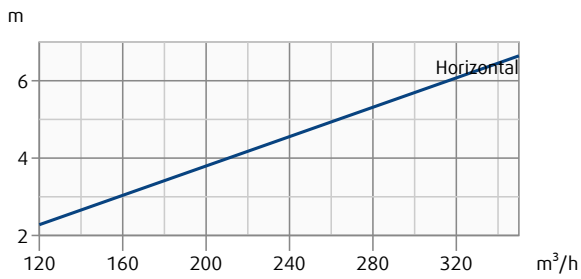
HELLA-2-500-B-0-0-AN + PB-HELLA-2-500-I1

Pressure drop & A-weighted sound power level in dB(A)



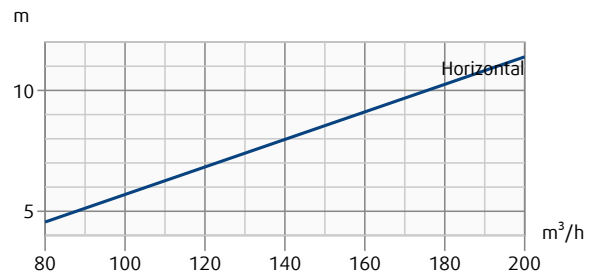
HELLA-2-1500-B-0-0-AN + PB-HELLA-2-1500

Throw length (terminal velocity 0.2 m/s)



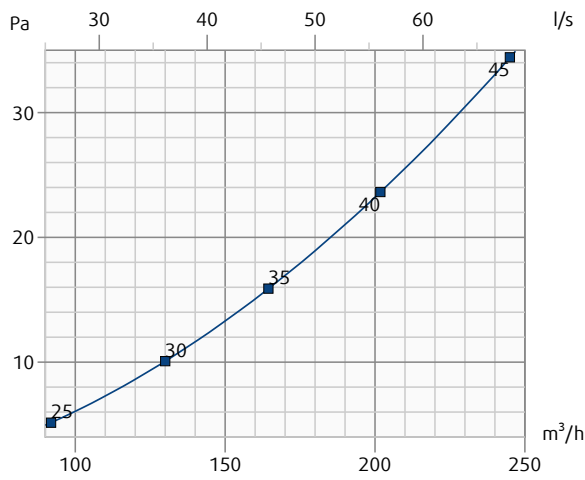
HELLA-2-500-B-0-0-AN + PB-HELLA-2-500-I1

Throw length (terminal velocity 0.2 m/s)



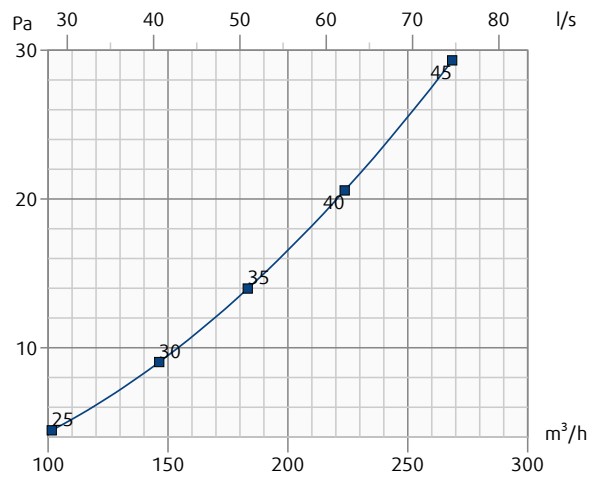
HELLA-2-700-B-0-0-AN + PB-HELLA-2-700-I1

Pressure drop & A-weighted sound power level in dB(A)



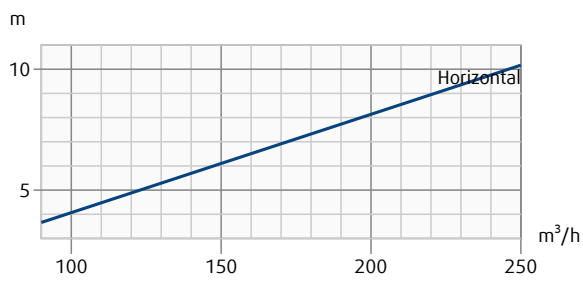
HELLA-2-800-B-0-0-AN + PB-HELLA-2-800-I1

Pressure drop & A-weighted sound power level in dB(A)



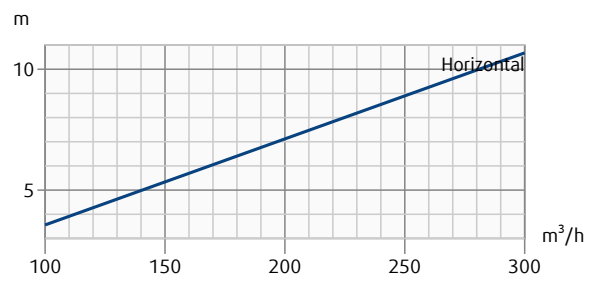
HELLA-2-700-B-0-0-AN + PB-HELLA-2-700-I1

Throw length (terminal velocity 0.2 m/s)



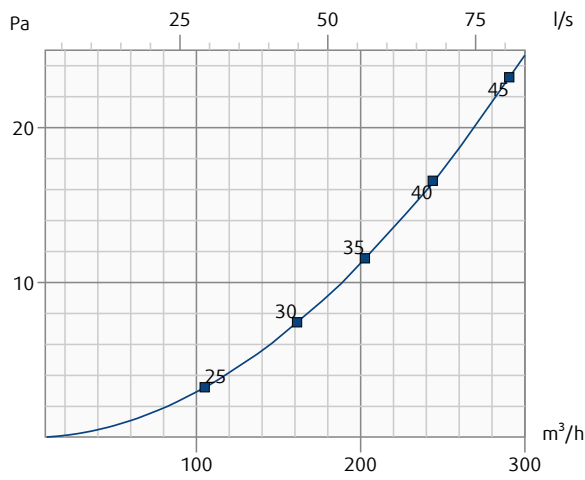
HELLA-2-800-B-0-0-AN + PB-HELLA-2-800-I1

Throw length (terminal velocity 0.2 m/s)



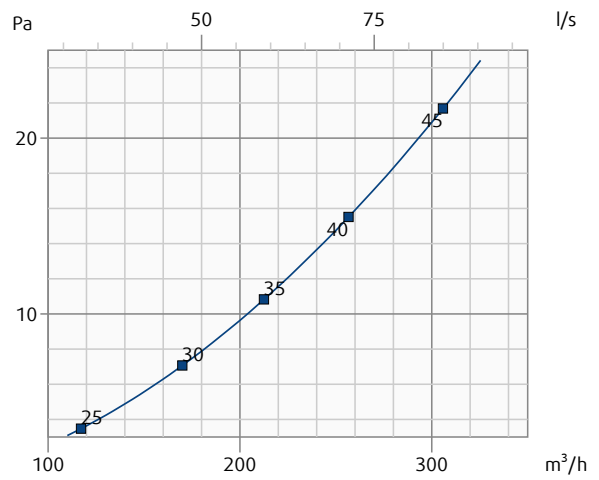
HELLA-2-900-B-0-0-AN + PB-HELLA-2-900-I1

Pressure drop & A-weighted sound power level in dB(A)



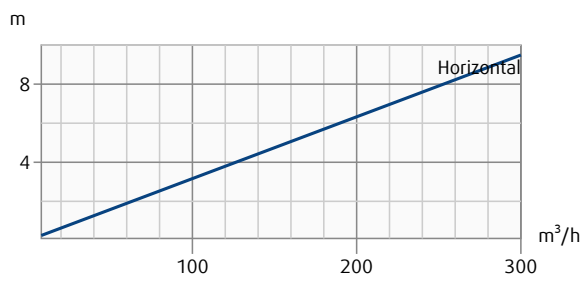
HELLA-2-1000-B-0-0-AN + PB-HELLA-2-1000-I1

Pressure drop & A-weighted sound power level in dB(A)



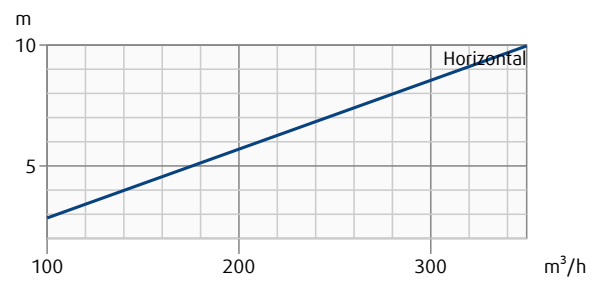
HELLA-2-900-B-0-0-AN + PB-HELLA-2-900-I1

Throw length (terminal velocity 0.2 m/s)



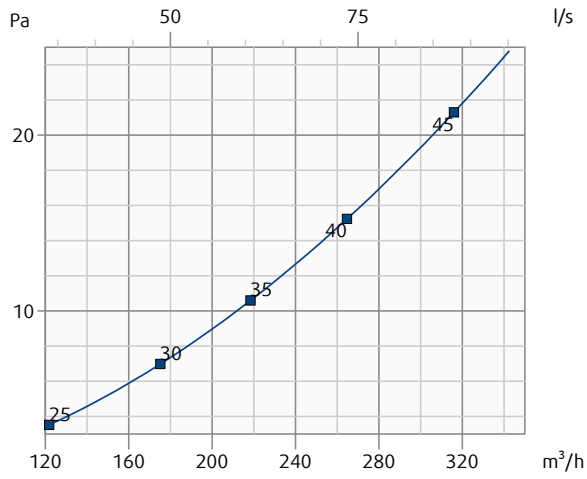
HELLA-2-1000-B-0-0-AN + PB-HELLA-2-1000-I1

Throw length (terminal velocity 0.2 m/s)



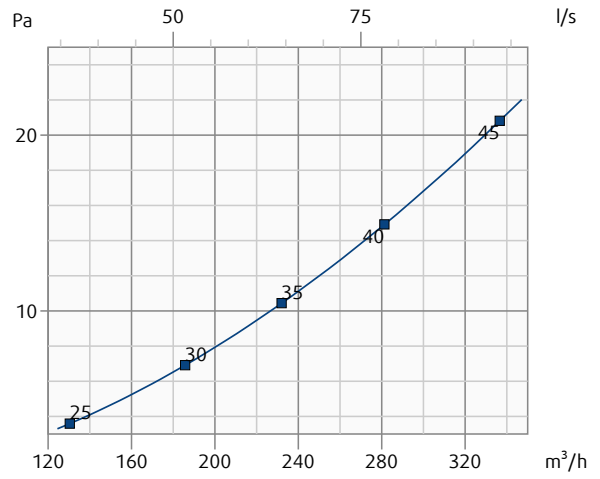
HELLA-2-1100-B-0-0-AN + PB-HELLA-2-1100-I1

Pressure drop & A-weighted sound power level in dB(A)



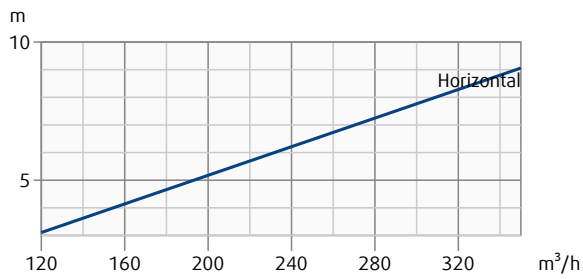
HELLA-2-1300-B-0-0-AN + PB-HELLA-2-1300-I1

Pressure drop & A-weighted sound power level in dB(A)



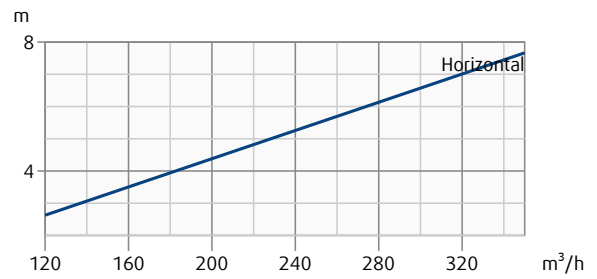
HELLA-2-1100-B-0-0-AN + PB-HELLA-2-1100-I1

Throw length (terminal velocity 0.2 m/s)



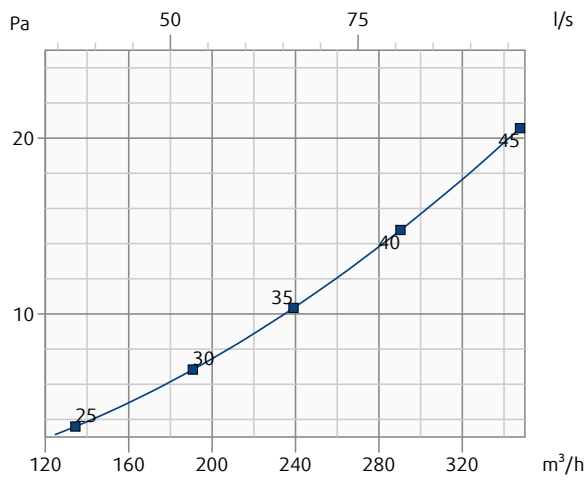
HELLA-2-1300-B-0-0-AN + PB-HELLA-2-1300-I1

Throw length (terminal velocity 0.2 m/s)



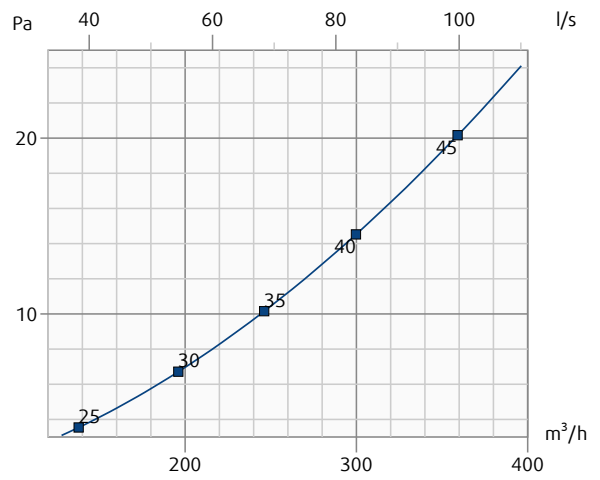
HELLA-2-1400-B-0-0-AN + PB-HELLA-2-1400-I1

Pressure drop & A-weighted sound power level in dB(A)



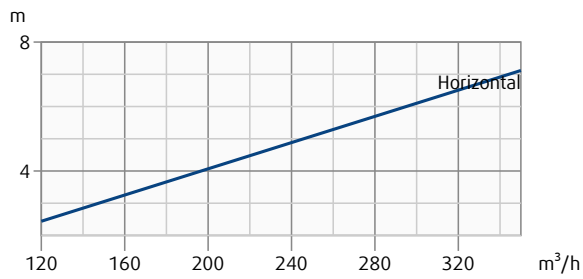
HELLA-2-1500-B-0-0-AN + PB-HELLA-2-1500-I1

Pressure drop & A-weighted sound power level in dB(A)



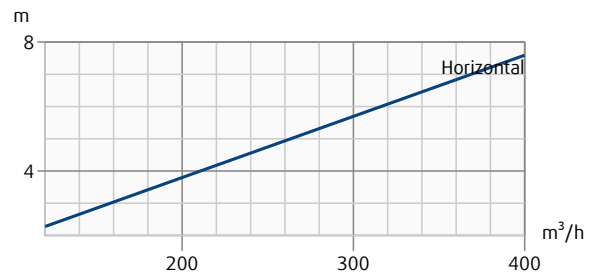
HELLA-2-1400-B-0-0-AN + PB-HELLA-2-1400-I1

Throw length (terminal velocity 0.2 m/s)



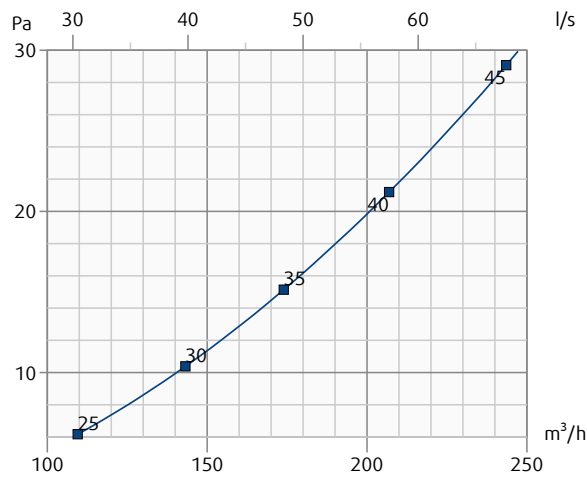
HELLA-2-1500-B-0-0-AN + PB-HELLA-2-1500-I1

Throw length (terminal velocity 0.2 m/s)



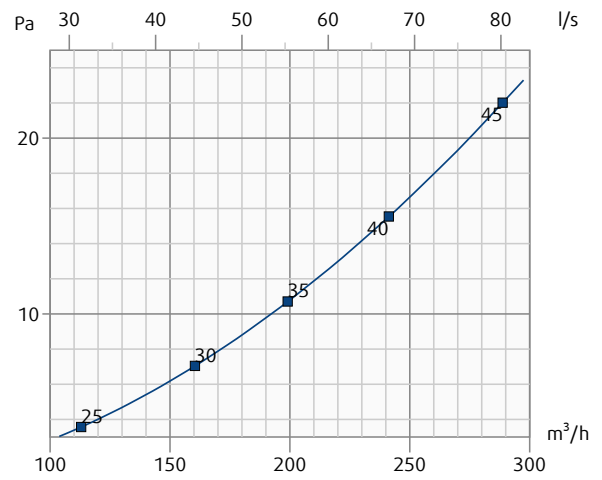
HELLA-3-500-B-0-0-AN + PB-HELLA-3-500

Pressure drop & A-weighted sound power level in dB(A)



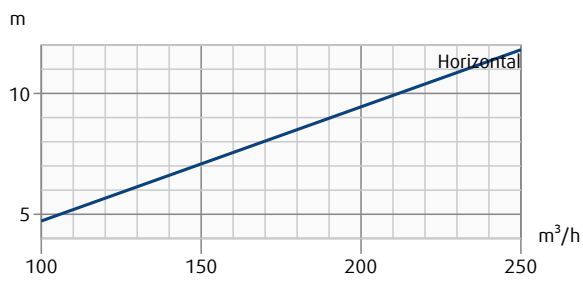
HELLA-3-700-B-0-0-AN + PB-HELLA-3-700

Pressure drop & A-weighted sound power level in dB(A)



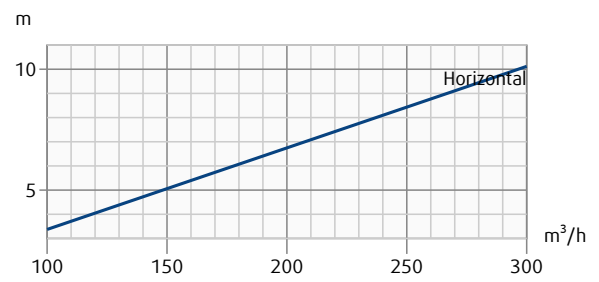
HELLA-3-500-B-0-0-AN + PB-HELLA-3-500

Throw length (terminal velocity 0.2 m/s)



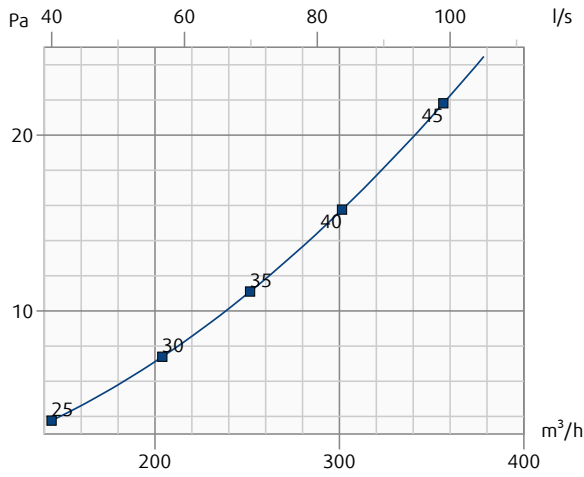
HELLA-3-700-B-0-0-AN + PB-HELLA-3-700

Throw length (terminal velocity 0.2 m/s)



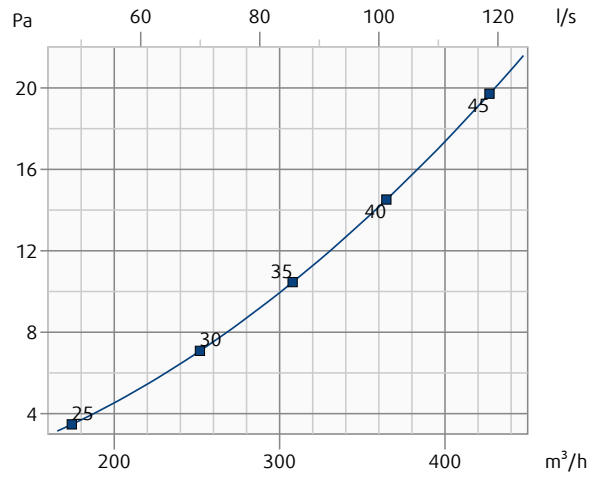
HELLA-3-800-B-0-0-AN + PB-HELLA-3-800

Pressure drop & A-weighted sound power level in dB(A)



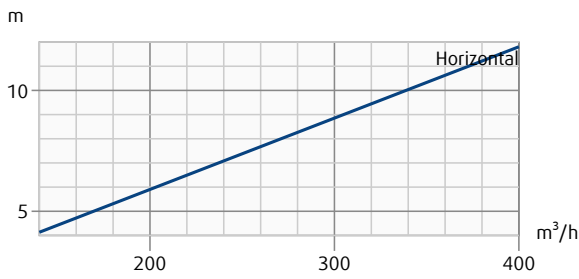
HELLA-3-900-B-0-0-AN + PB-HELLA-3-900

Pressure drop & A-weighted sound power level in dB(A)



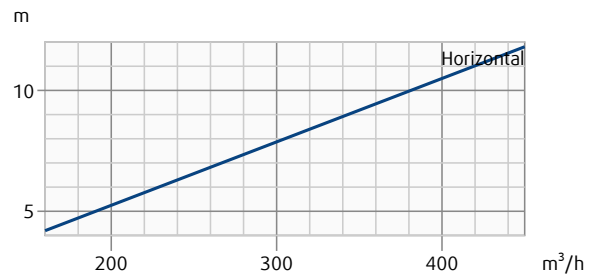
HELLA-3-800-B-0-0-AN + PB-HELLA-3-800

Throw length (terminal velocity 0.2 m/s)



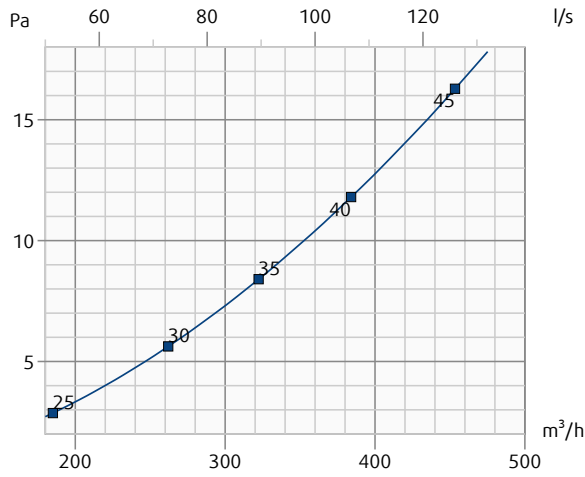
HELLA-3-900-B-0-0-AN + PB-HELLA-3-900

Throw length (terminal velocity 0.2 m/s)



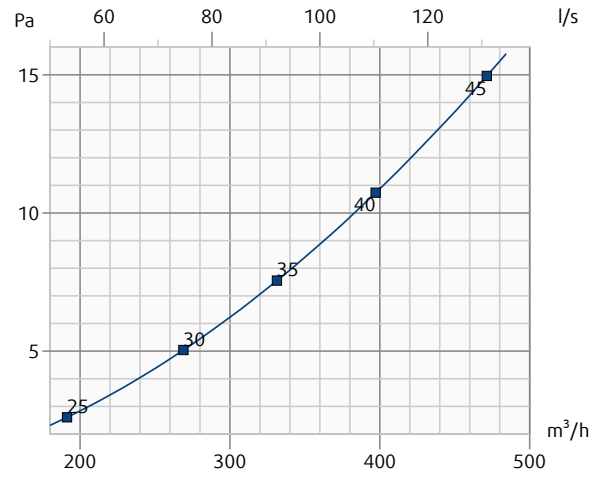
HELLA-3-1000-B-0-0-AN + PB-HELLA-3-1000

Pressure drop & A-weighted sound power level in dB(A)



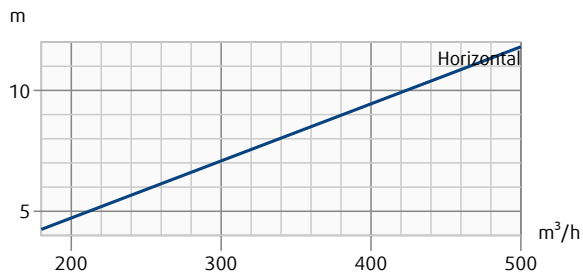
HELLA-3-1100-B-0-0-AN + PB-HELLA-3-1100

Pressure drop & A-weighted sound power level in dB(A)



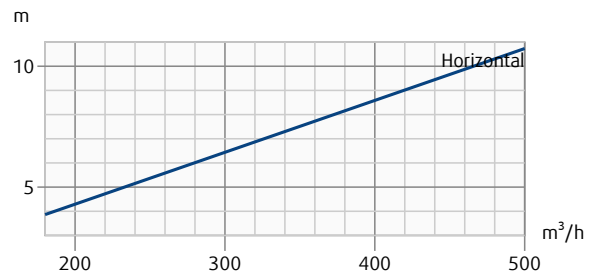
HELLA-3-1000-B-0-0-AN + PB-HELLA-3-1000

Throw length (terminal velocity 0.2 m/s)



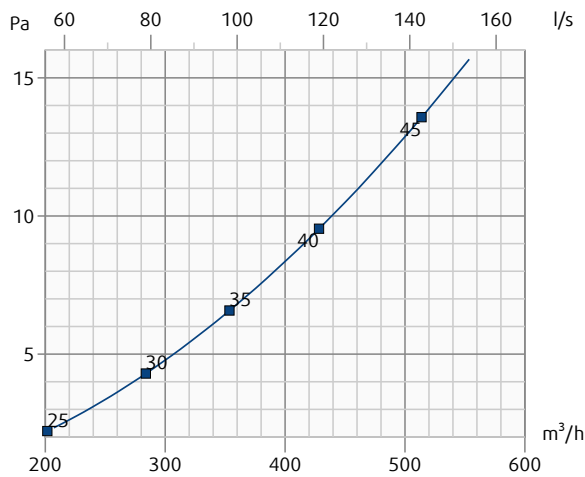
HELLA-3-1100-B-0-0-AN + PB-HELLA-3-1100

Throw length (terminal velocity 0.2 m/s)



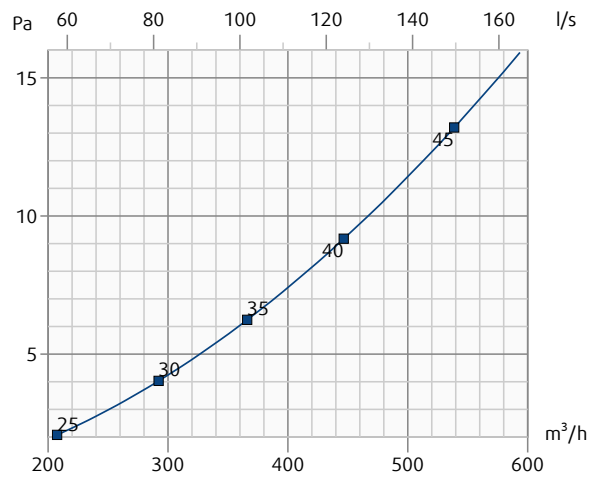
HELLA-3-1300-B-0-0-AN + PB-HELLA-3-1300

Pressure drop & A-weighted sound power level in dB(A)



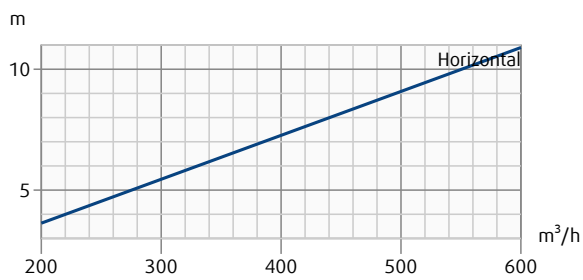
HELLA-3-1400-B-0-0-AN + PB-HELLA-3-1400

Pressure drop & A-weighted sound power level in dB(A)



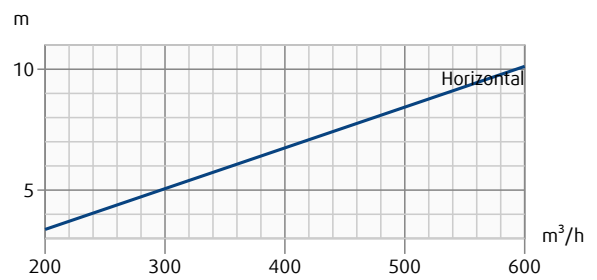
HELLA-3-1300-B-0-0-AN + PB-HELLA-3-1300

Throw length (terminal velocity 0.2 m/s)



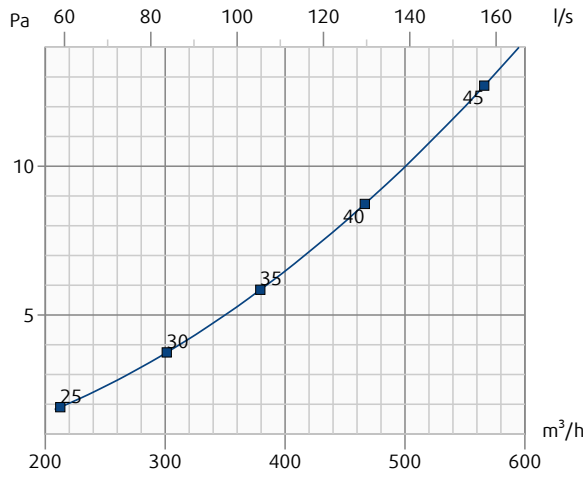
HELLA-3-1400-B-0-0-AN + PB-HELLA-3-1400

Throw length (terminal velocity 0.2 m/s)



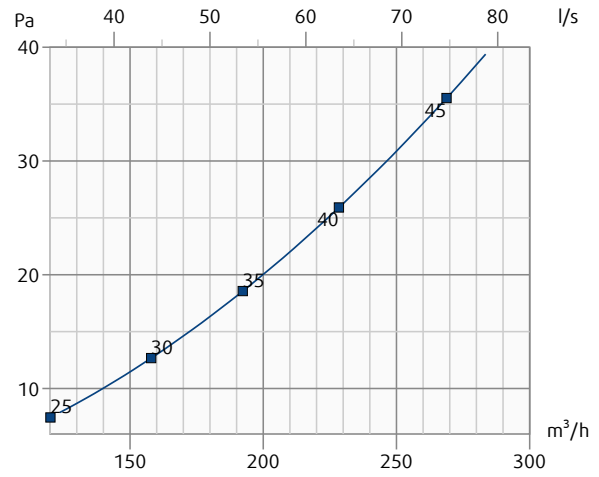
HELLA-3-1500-B-0-0-AN + PB-HELLA-3-1500

Pressure drop & A-weighted sound power level in dB(A)



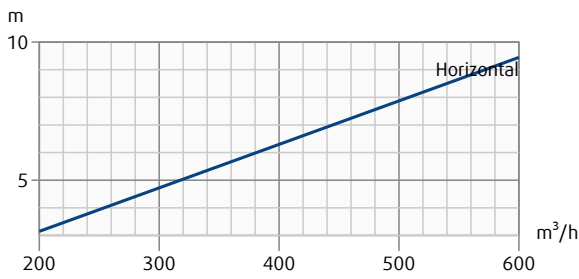
HELLA-3-500-B-0-0-AN + PB-HELLA-3-500-I1

Pressure drop & A-weighted sound power level in dB(A)



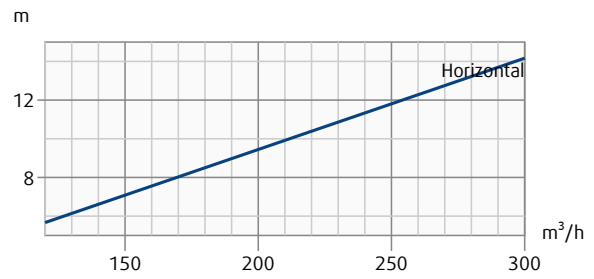
HELLA-3-1500-B-0-0-AN + PB-HELLA-3-1500

Throw length (terminal velocity 0.2 m/s)



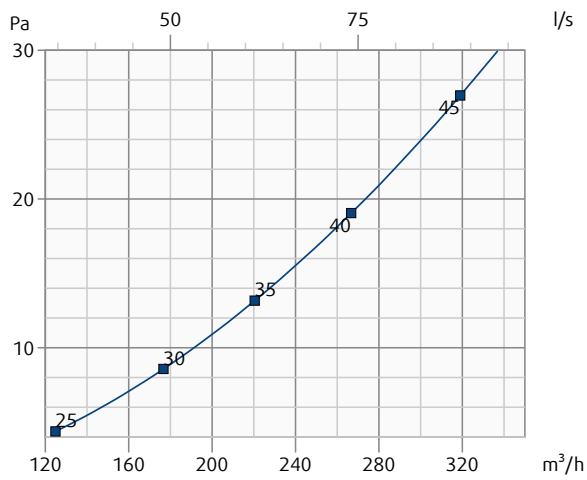
HELLA-3-500-B-0-0-AN + PB-HELLA-3-500-I1

Throw length (terminal velocity 0.2 m/s)



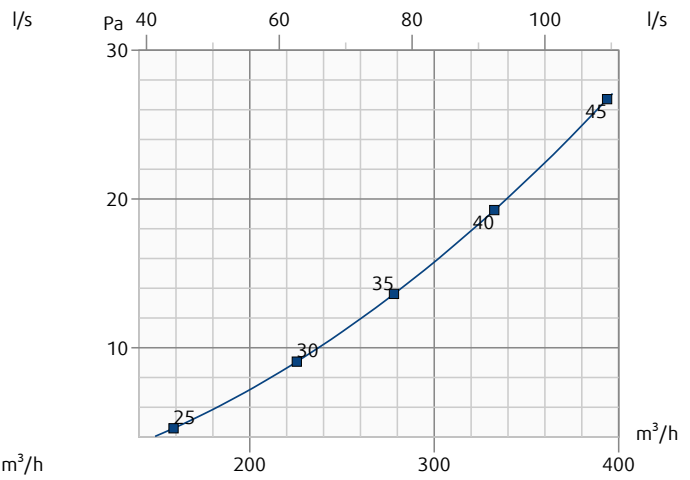
HELLA-3-700-B-0-0-AN + PB-HELLA-3-700-I1

Pressure drop & A-weighted sound power level in dB(A)



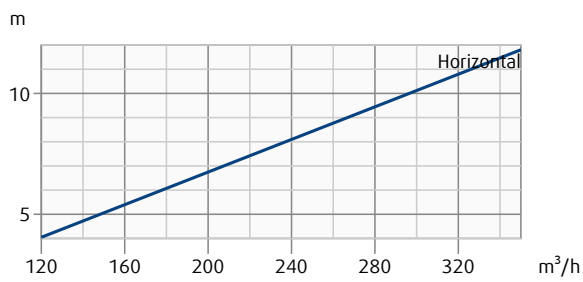
HELLA-3-800-B-0-0-AN + PB-HELLA-3-800-I1

Pressure drop & A-weighted sound power level in dB(A)



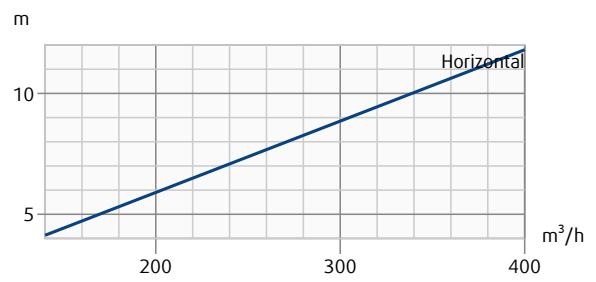
HELLA-3-700-B-0-0-AN + PB-HELLA-3-700-I1

Throw length (terminal velocity 0.2 m/s)



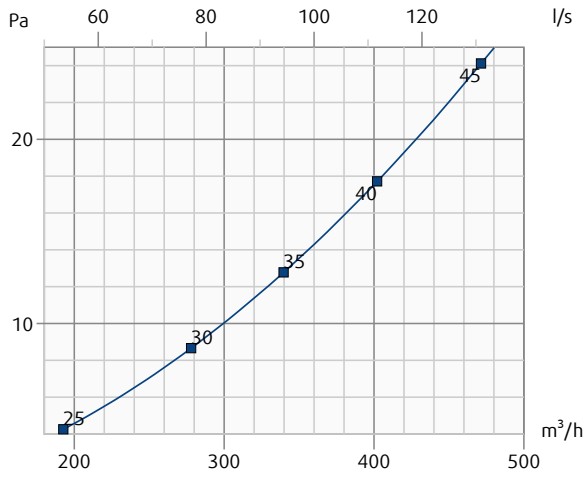
HELLA-3-800-B-0-0-AN + PB-HELLA-3-800-I1

Throw length (terminal velocity 0.2 m/s)



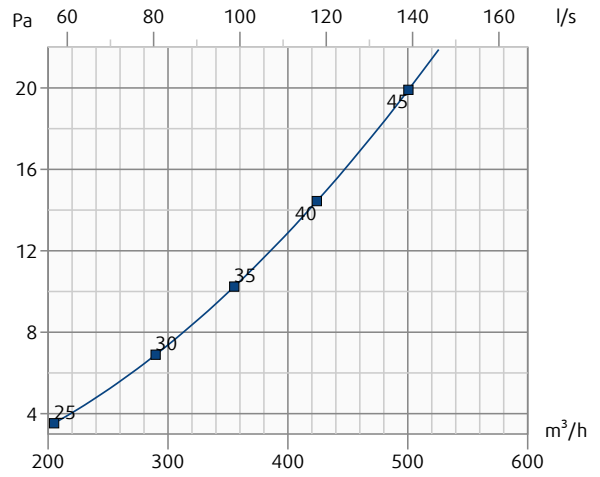
HELLA-3-900-B-0-0-AN + PB-HELLA-3-900-I1

Pressure drop & A-weighted sound power level in dB(A)



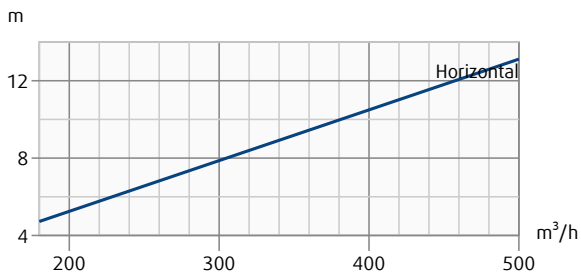
HELLA-3-1000-B-0-0-AN + PB-HELLA-3-1000-I1

Pressure drop & A-weighted sound power level in dB(A)



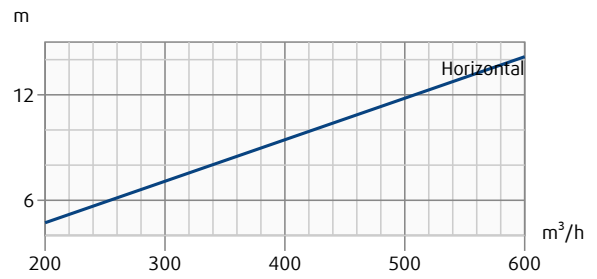
HELLA-3-900-B-0-0-AN + PB-HELLA-3-900-I1

Throw length (terminal velocity 0.2 m/s)



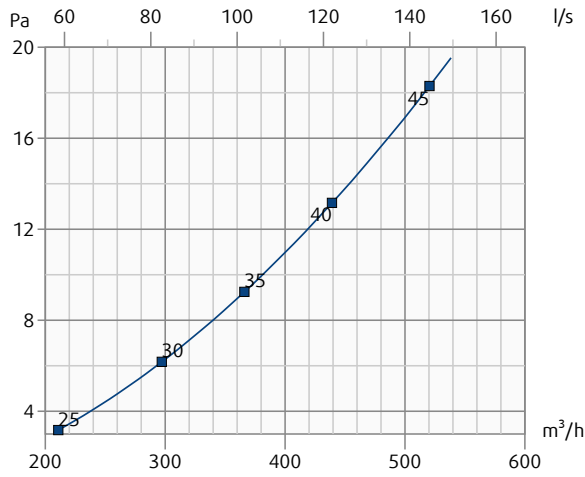
HELLA-3-1000-B-0-0-AN + PB-HELLA-3-1000-I1

Throw length (terminal velocity 0.2 m/s)



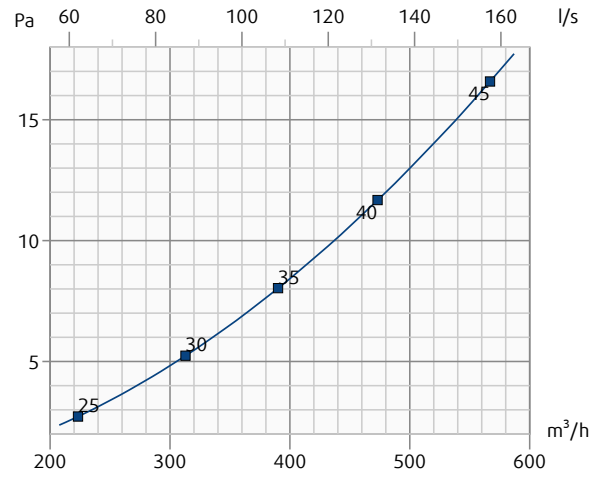
HELLA-3-1100-B-0-0-AN + PB-HELLA-3-1100-I1

Pressure drop & A-weighted sound power level in dB(A)



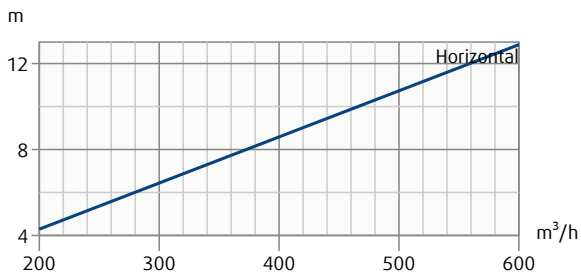
HELLA-3-1300-B-0-0-AN + PB-HELLA-3-1300-I1

Pressure drop & A-weighted sound power level in dB(A)



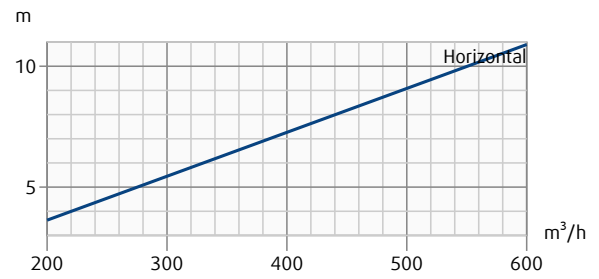
HELLA-3-1100-B-0-0-AN + PB-HELLA-3-1100-I1

Throw length (terminal velocity 0.2 m/s)



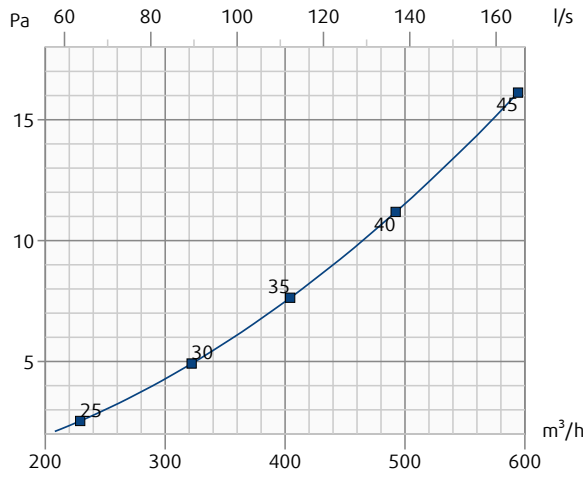
HELLA-3-1300-B-0-0-AN + PB-HELLA-3-1300-I1

Throw length (terminal velocity 0.2 m/s)



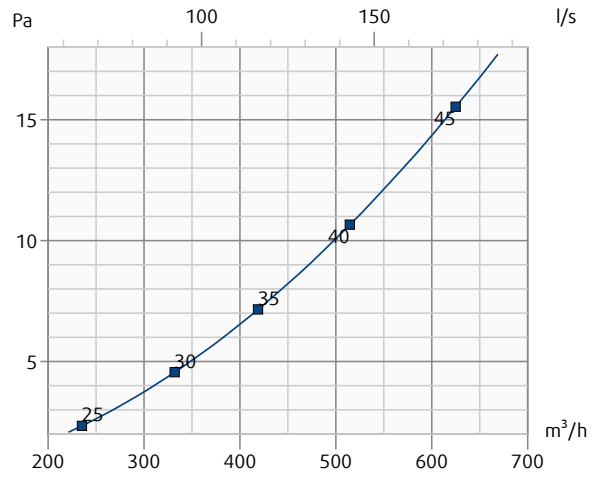
HELLA-3-1400-B-0-0-AN + PB-HELLA-3-1400-I1

Pressure drop & A-weighted sound power level in dB(A)



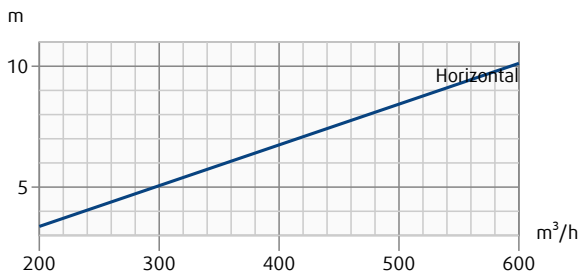
HELLA-3-1500-B-0-0-AN + PB-HELLA-3-1500-I1

Pressure drop & A-weighted sound power level in dB(A)



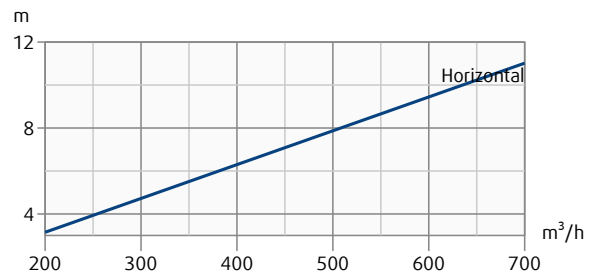
HELLA-3-1400-B-0-0-AN + PB-HELLA-3-1400-I1

Throw length (terminal velocity 0.2 m/s)



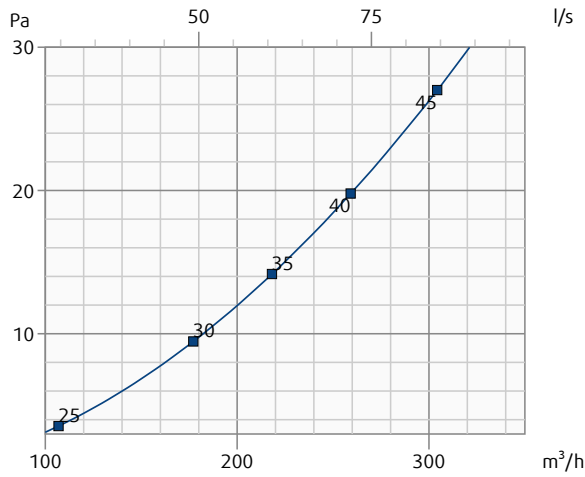
HELLA-3-1500-B-0-0-AN + PB-HELLA-3-1500-I1

Throw length (terminal velocity 0.2 m/s)



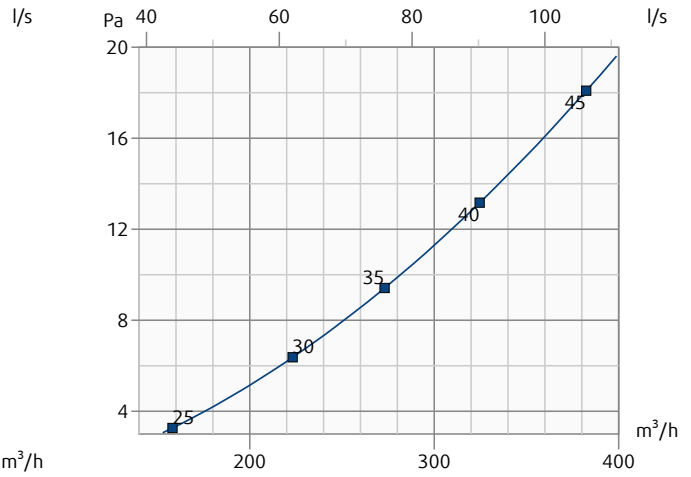
HELLA-4-500-B-0-0-AN + PB-HELLA-4-500

Pressure drop & A-weighted sound power level in dB(A)



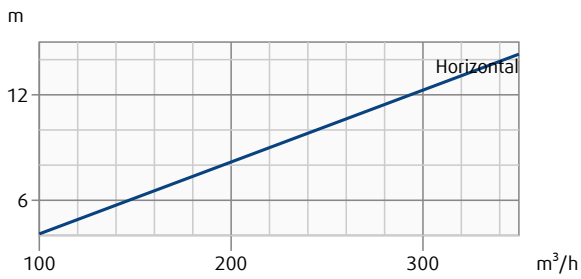
HELLA-4-700-B-0-0-AN + PB-HELLA-4-700

Pressure drop & A-weighted sound power level in dB(A)



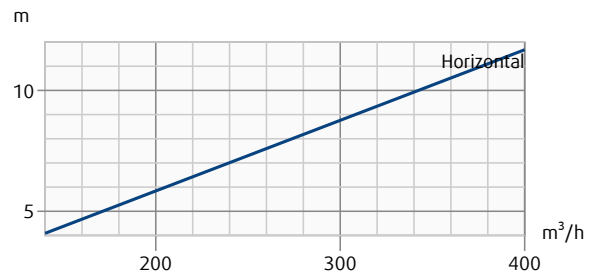
HELLA-4-500-B-0-0-AN + PB-HELLA-4-500

Throw length (terminal velocity 0.2 m/s)



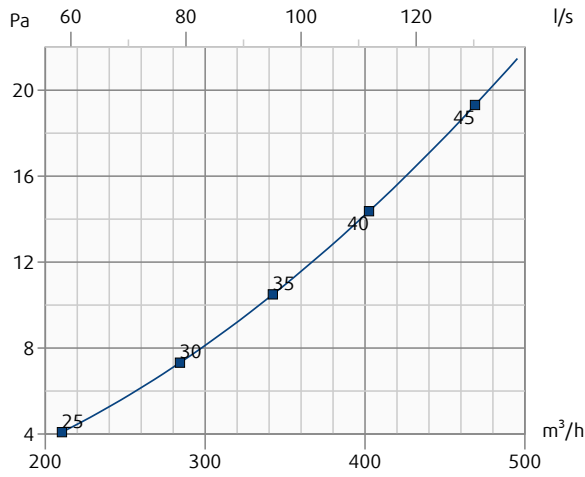
HELLA-4-700-B-0-0-AN + PB-HELLA-4-700

Throw length (terminal velocity 0.2 m/s)



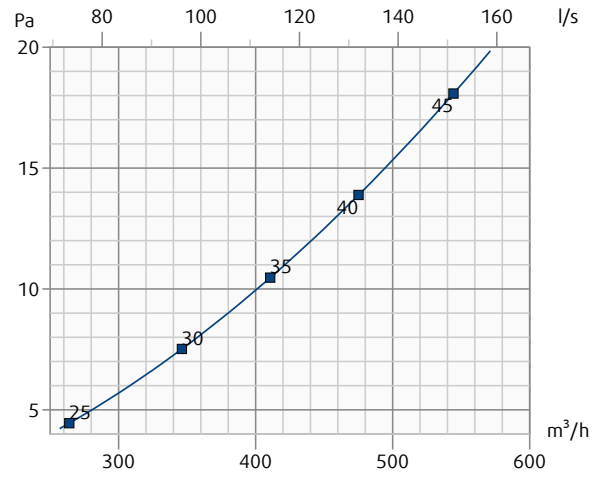
HELLA-4-800-B-0-0-AN + PB-HELLA-4-800

Pressure drop & A-weighted sound power level in dB(A)



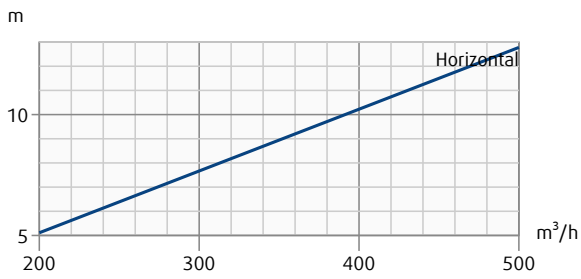
HELLA-4-900-B-0-0-AN + PB-HELLA-4-900

Pressure drop & A-weighted sound power level in dB(A)



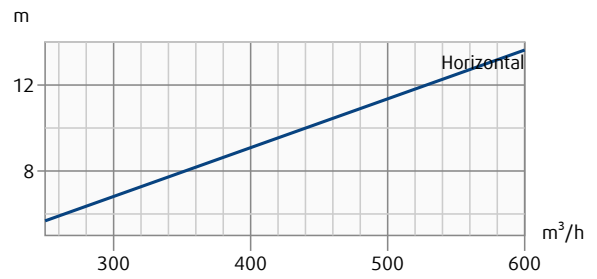
HELLA-4-800-B-0-0-AN + PB-HELLA-4-800

Throw length (terminal velocity 0.2 m/s)



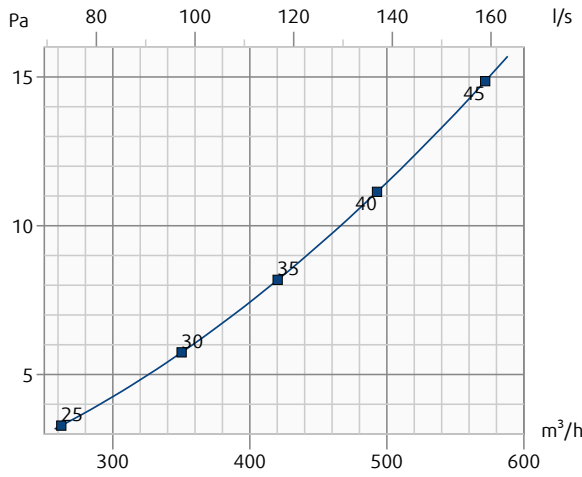
HELLA-4-900-B-0-0-AN + PB-HELLA-4-900

Throw length (terminal velocity 0.2 m/s)



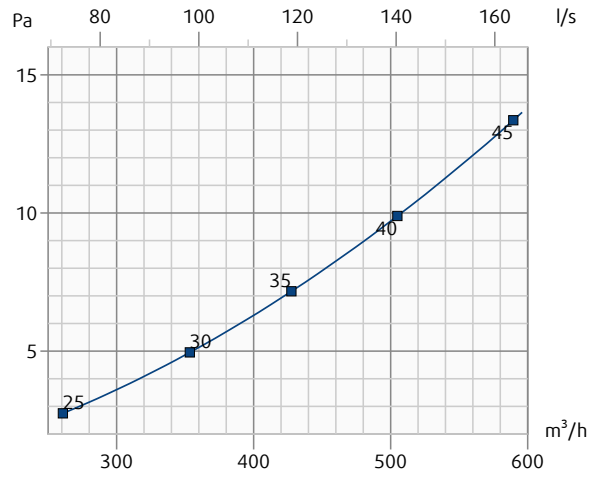
HELLA-4-1000-B-0-0-AN + PB-HELLA-4-1000

Pressure drop & A-weighted sound power level in dB(A)



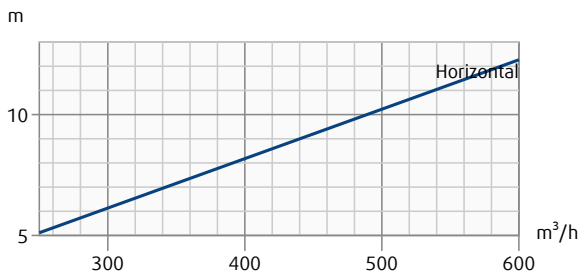
HELLA-4-1100-B-0-0-AN + PB-HELLA-4-1100

Pressure drop & A-weighted sound power level in dB(A)



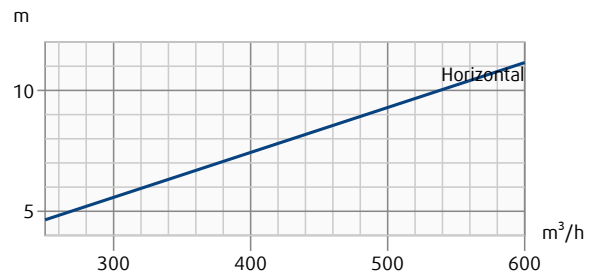
HELLA-4-1000-B-0-0-AN + PB-HELLA-4-1000

Throw length (terminal velocity 0.2 m/s)



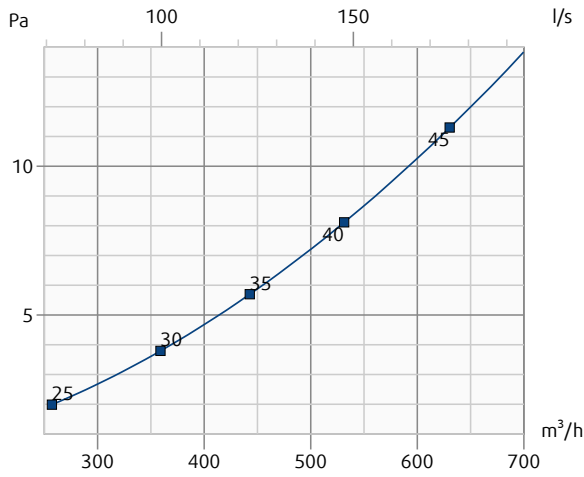
HELLA-4-1100-B-0-0-AN + PB-HELLA-4-1100

Throw length (terminal velocity 0.2 m/s)



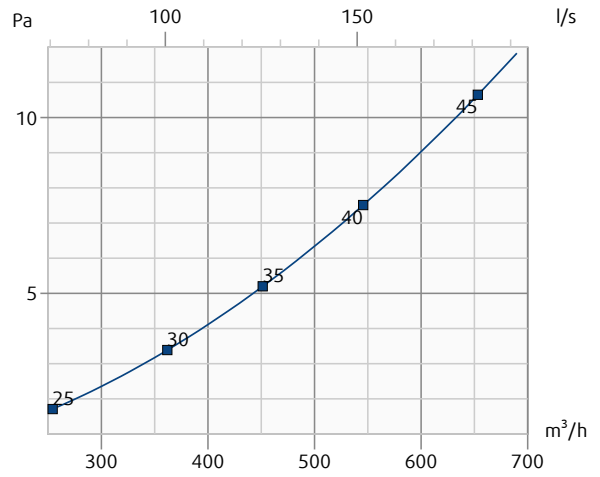
HELLA-4-1300-B-0-0-AN + PB-HELLA-4-1300

Pressure drop & A-weighted sound power level in dB(A)



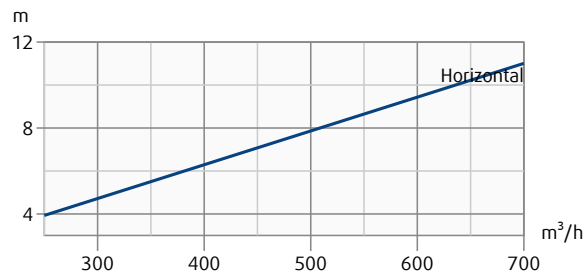
HELLA-4-1400-B-0-0-AN + PB-HELLA-4-1400

Pressure drop & A-weighted sound power level in dB(A)



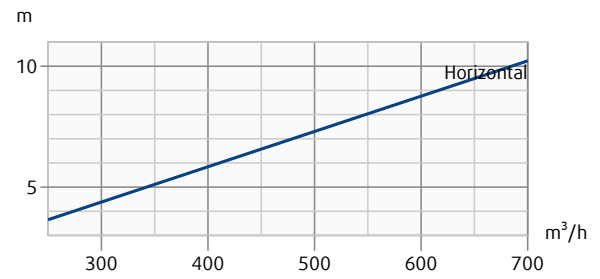
HELLA-4-1300-B-0-0-AN + PB-HELLA-4-1300

Throw length (terminal velocity 0.2 m/s)



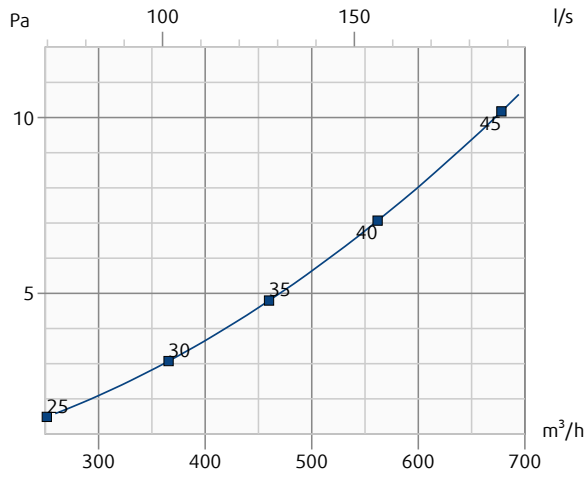
HELLA-4-1400-B-0-0-AN + PB-HELLA-4-1400

Throw length (terminal velocity 0.2 m/s)



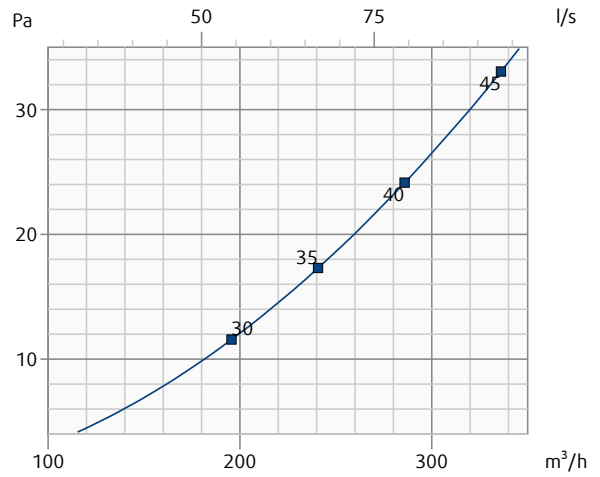
HELLA-4-1500-B-0-0-AN + PB-HELLA-4-1500

Pressure drop & A-weighted sound power level in dB(A)



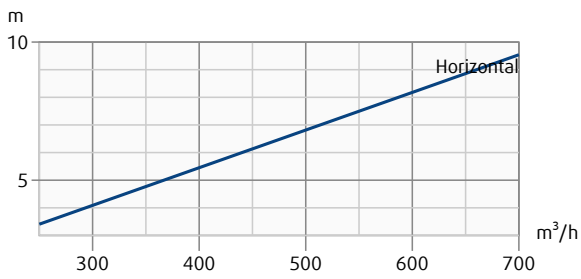
HELLA-4-500-B-0-0-AN + PB-HELLA-4-500-I1

Pressure drop & A-weighted sound power level in dB(A)



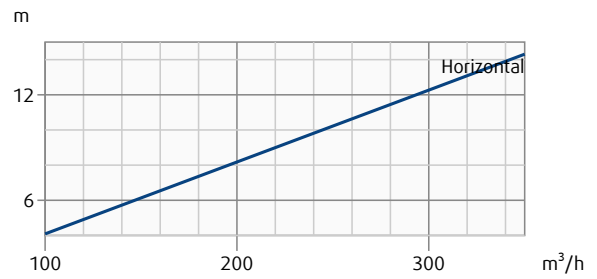
HELLA-4-1500-B-0-0-AN + PB-HELLA-4-1500

Throw length (terminal velocity 0.2 m/s)



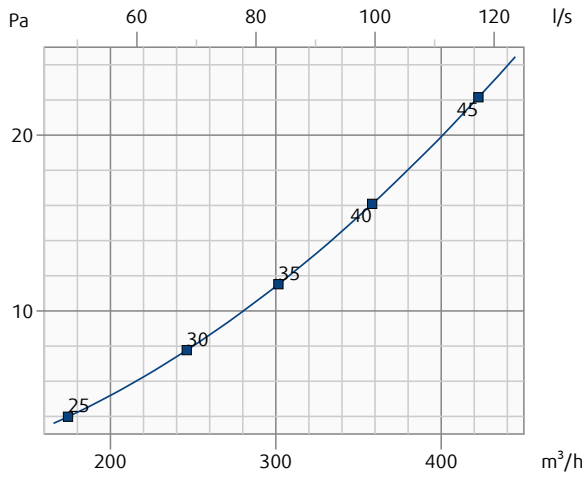
HELLA-4-500-B-0-0-AN + PB-HELLA-4-500-I1

Throw length (terminal velocity 0.2 m/s)



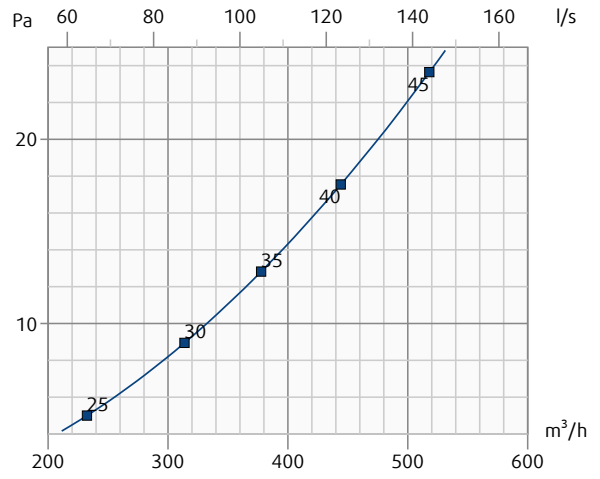
HELLA-4-700-B-0-0-AN + PB-HELLA-4-700-I1

Pressure drop & A-weighted sound power level in dB(A)



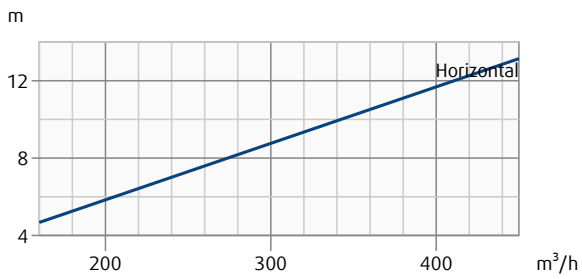
HELLA-4-800-B-0-0-AN + PB-HELLA-4-800-I1

Pressure drop & A-weighted sound power level in dB(A)



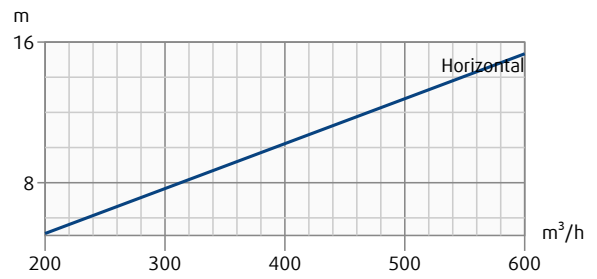
HELLA-4-700-B-0-0-AN + PB-HELLA-4-700-I1

Throw length (terminal velocity 0.2 m/s)



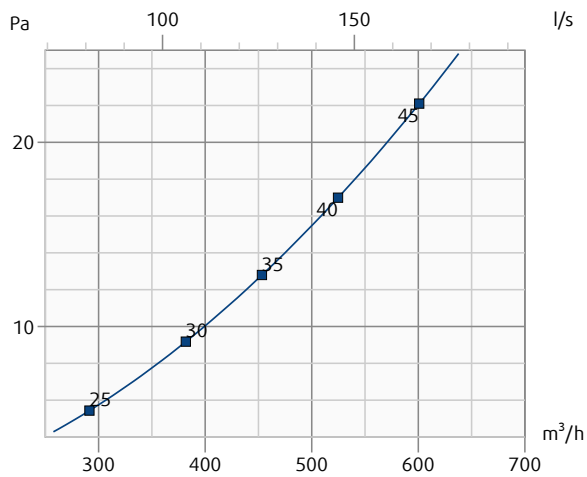
HELLA-4-800-B-0-0-AN + PB-HELLA-4-800-I1

Throw length (terminal velocity 0.2 m/s)



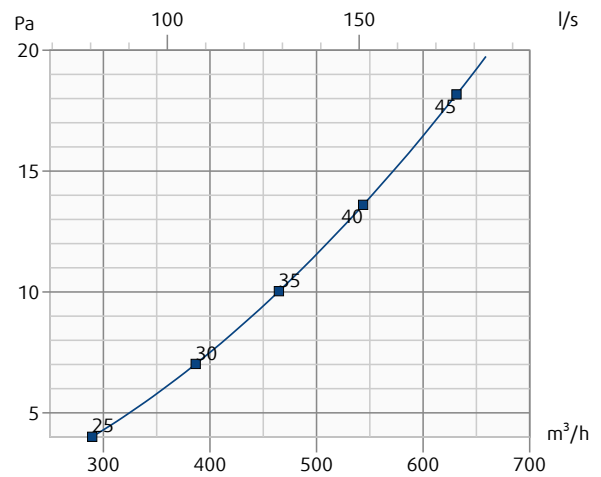
HELLA-4-900-B-0-0-AN + PB-HELLA-4-900-I1

Pressure drop & A-weighted sound power level in dB(A)



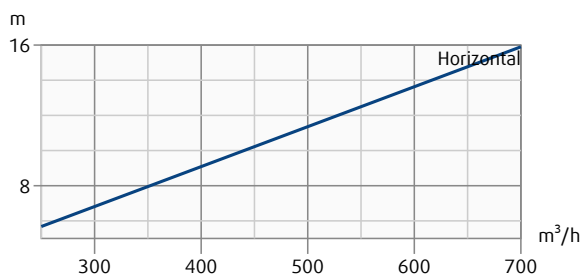
HELLA-4-1000-B-0-0-AN + PB-HELLA-4-1000-I1

Pressure drop & A-weighted sound power level in dB(A)



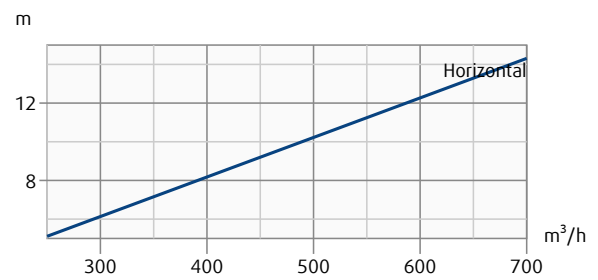
HELLA-4-900-B-0-0-AN + PB-HELLA-4-900-I1

Throw length (terminal velocity 0.2 m/s)



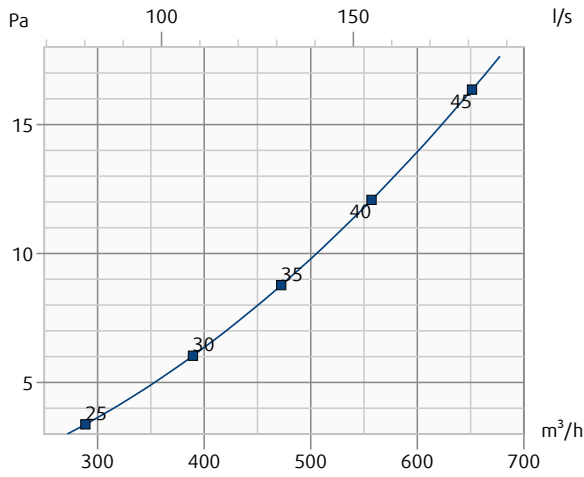
HELLA-4-1000-B-0-0-AN + PB-HELLA-4-1000-I1

Throw length (terminal velocity 0.2 m/s)



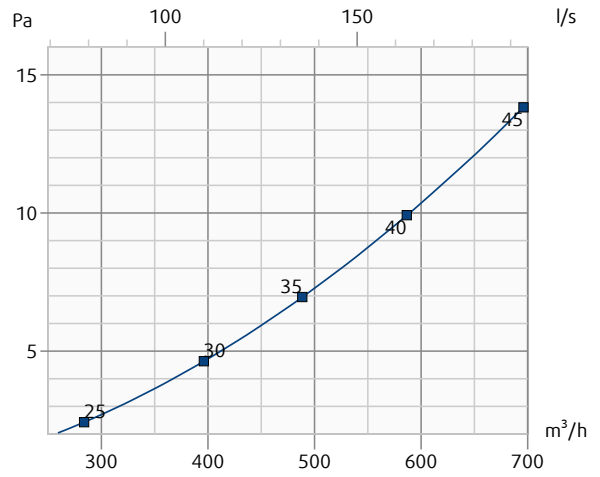
HELLA-4-1100-B-0-0-AN + PB-HELLA-4-1100-I1

Pressure drop & A-weighted sound power level in dB(A)



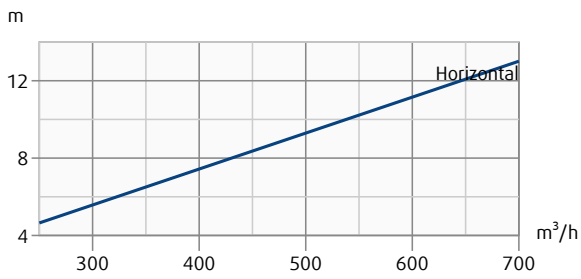
HELLA-4-1300-B-0-0-AN + PB-HELLA-4-1300-I1

Pressure drop & A-weighted sound power level in dB(A)



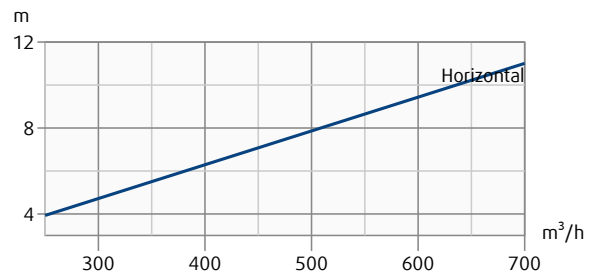
HELLA-4-1100-B-0-0-AN + PB-HELLA-4-1100-I1

Throw length (terminal velocity 0.2 m/s)



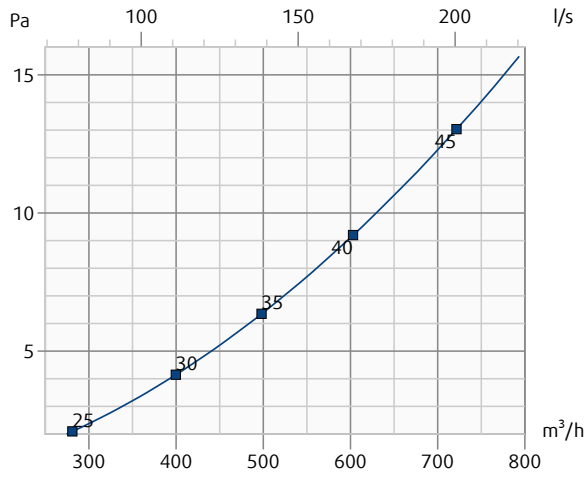
HELLA-4-1300-B-0-0-AN + PB-HELLA-4-1300-I1

Throw length (terminal velocity 0.2 m/s)



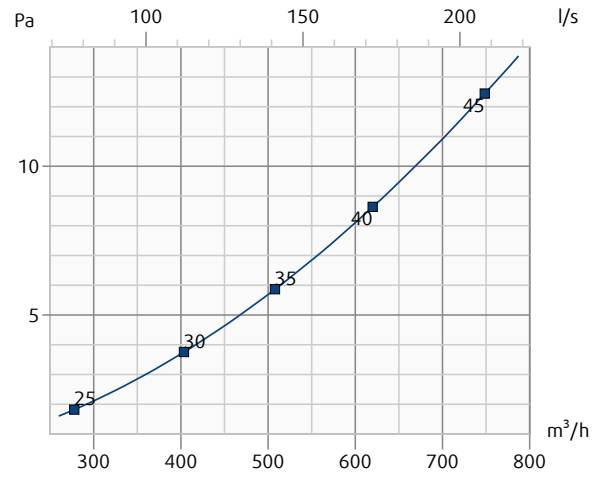
HELLA-4-1400-B-0-0-AN + PB-HELLA-4-1400-I1

Pressure drop & A-weighted sound power level in dB(A)



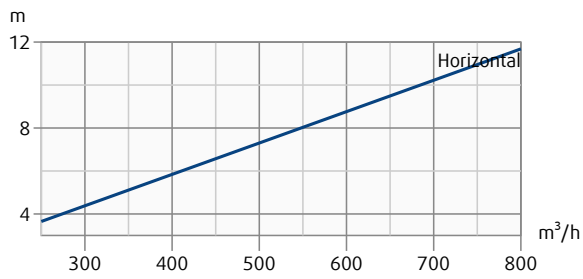
HELLA-4-1500-B-0-0-AN + PB-HELLA-4-1500-I1

Pressure drop & A-weighted sound power level in dB(A)



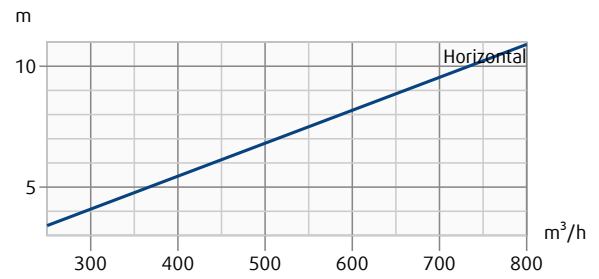
HELLA-4-1400-B-0-0-AN + PB-HELLA-4-1400-I1

Throw length (terminal velocity 0.2 m/s)



HELLA-4-1500-B-0-0-AN + PB-HELLA-4-1500-I1

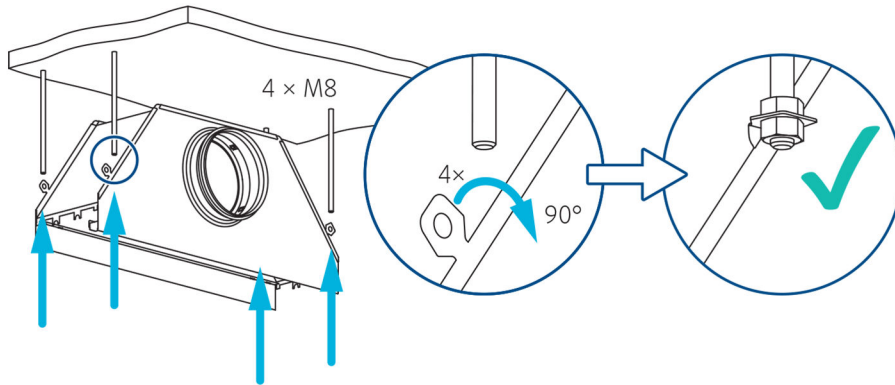
Throw length (terminal velocity 0.2 m/s)



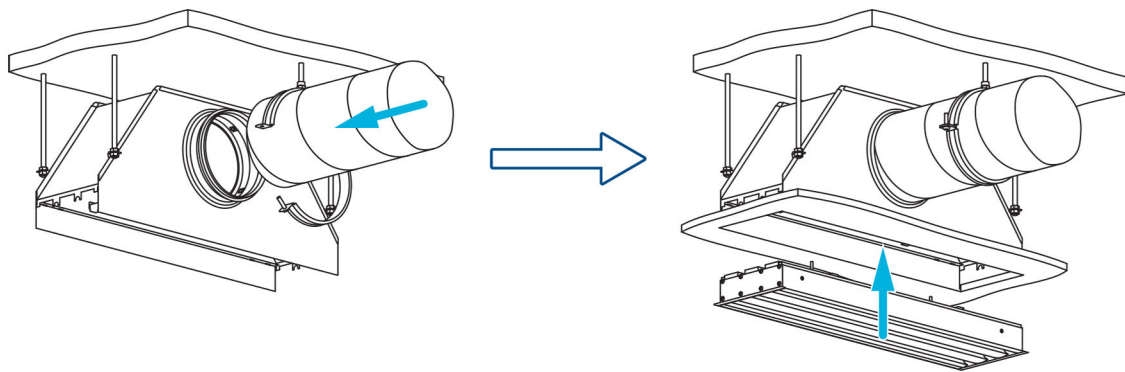
Installation

HELLA + PB-HELLA

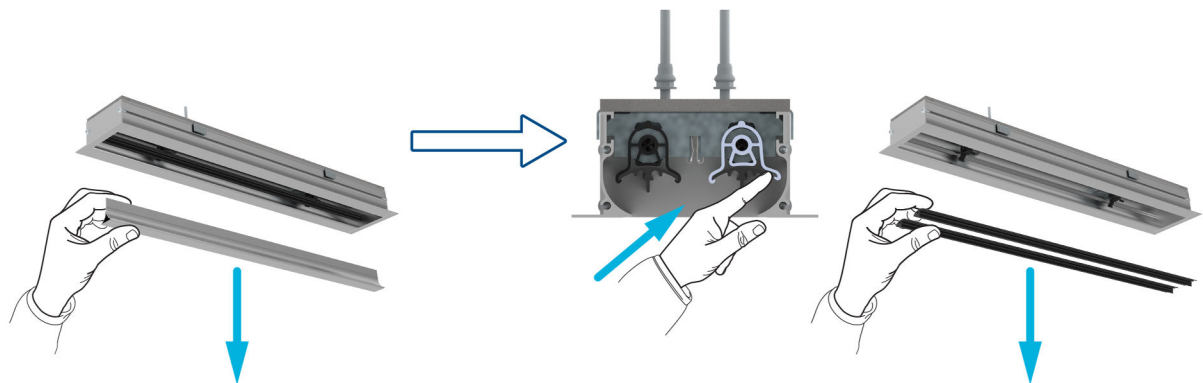
1



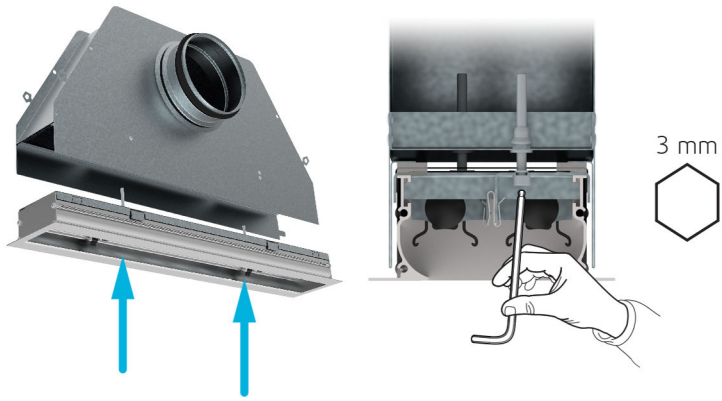
2



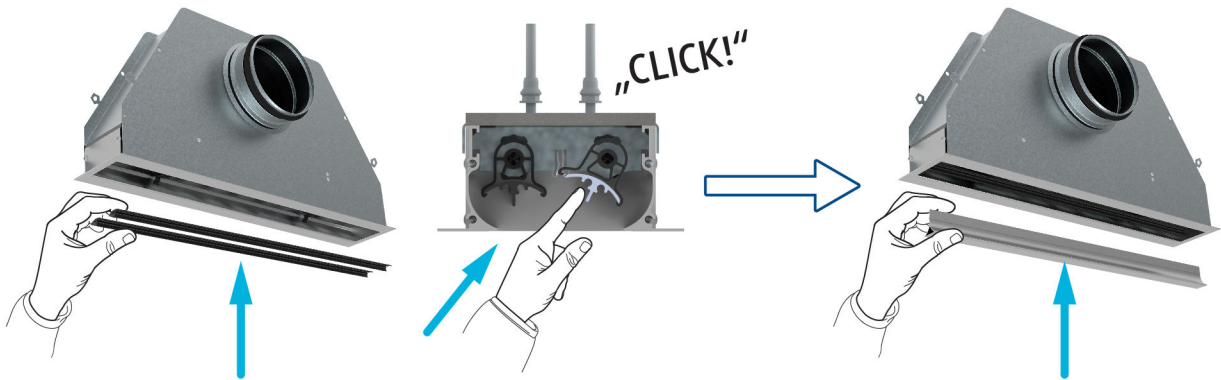
3



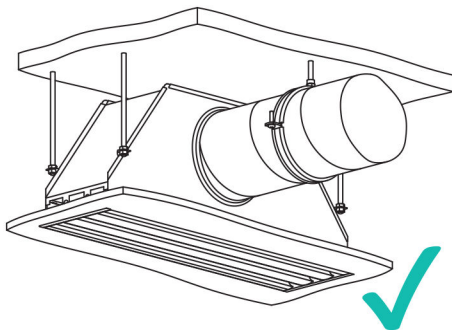
4



5

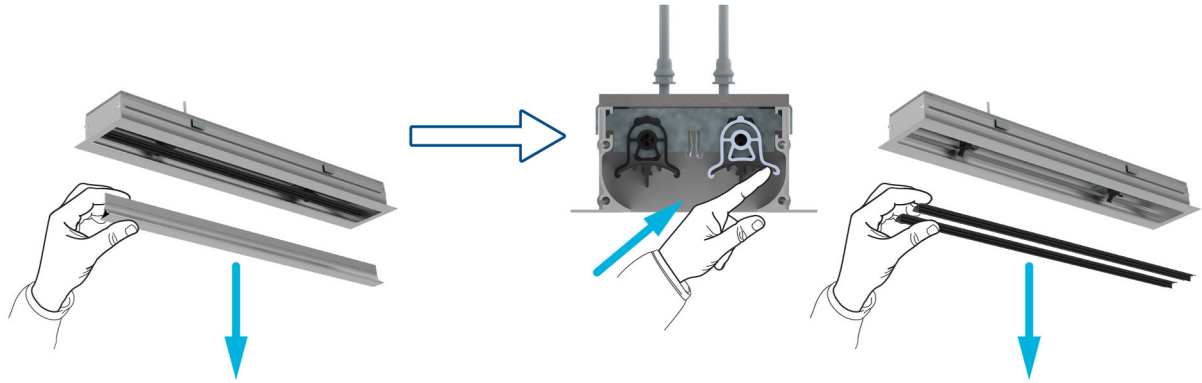


6

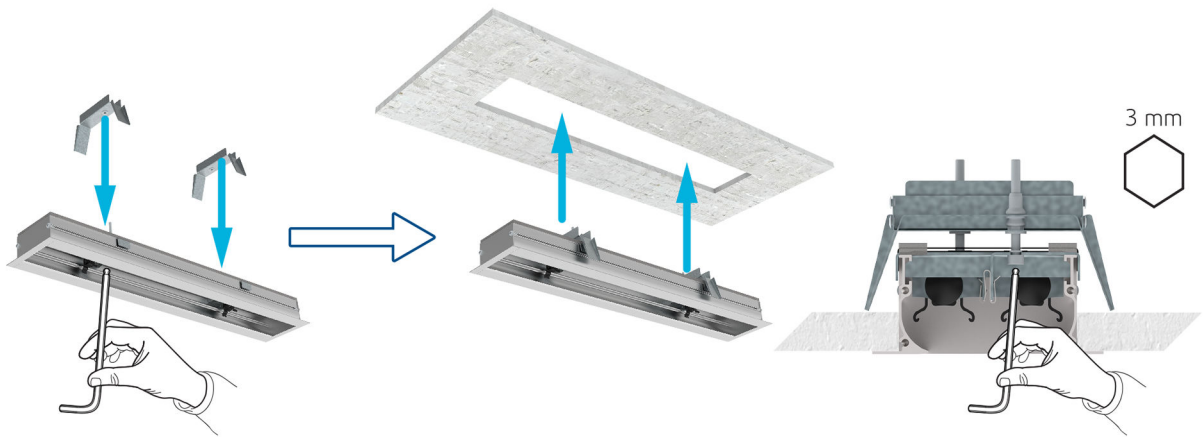


HELLA + MB-HELLA

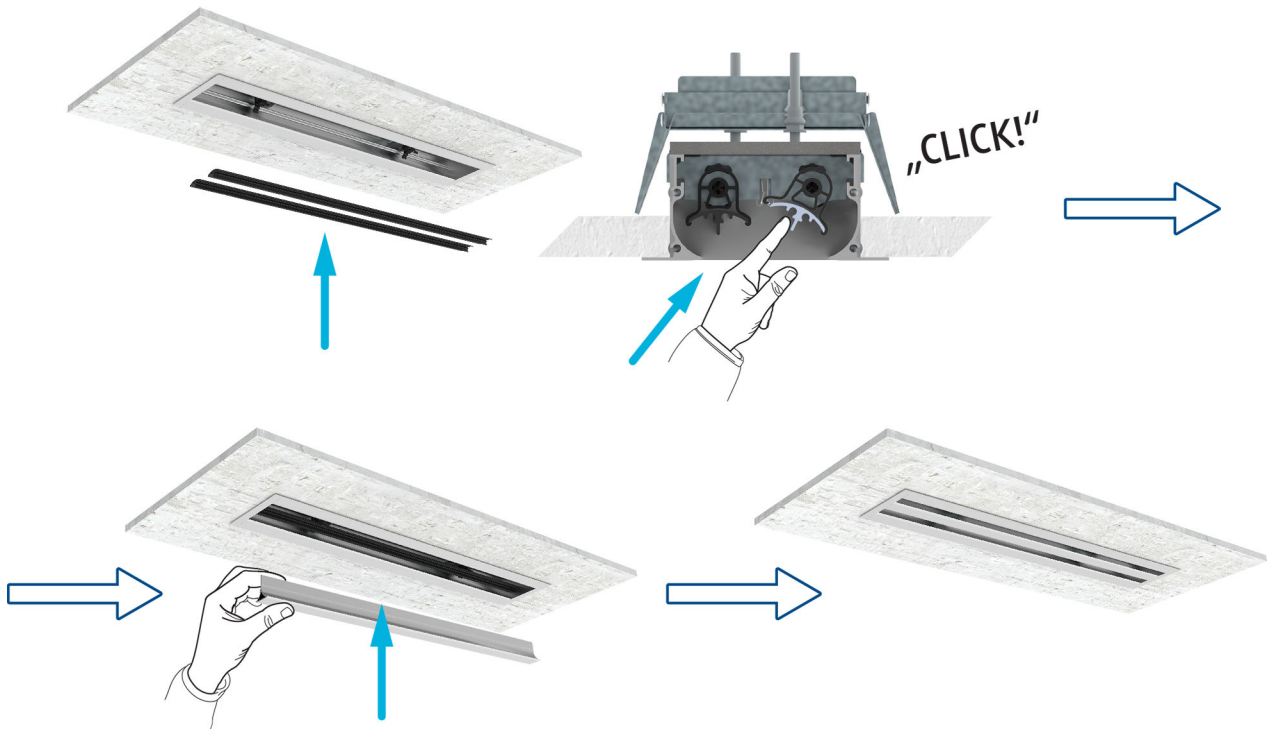
1



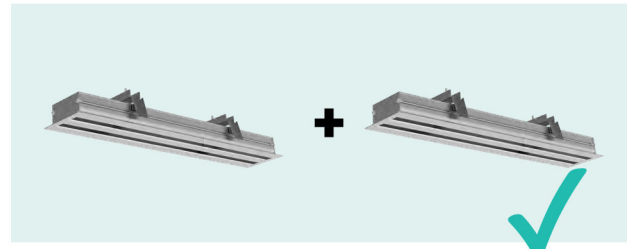






2



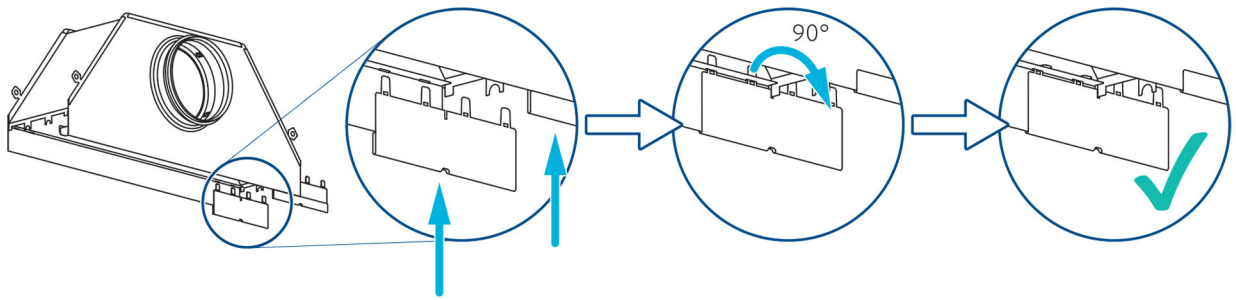
3



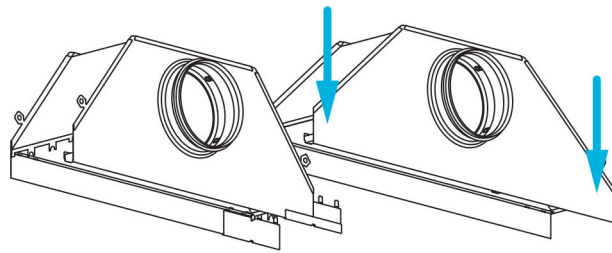


PB-HELLA + PB-HELLA + CP-PB-HELLA

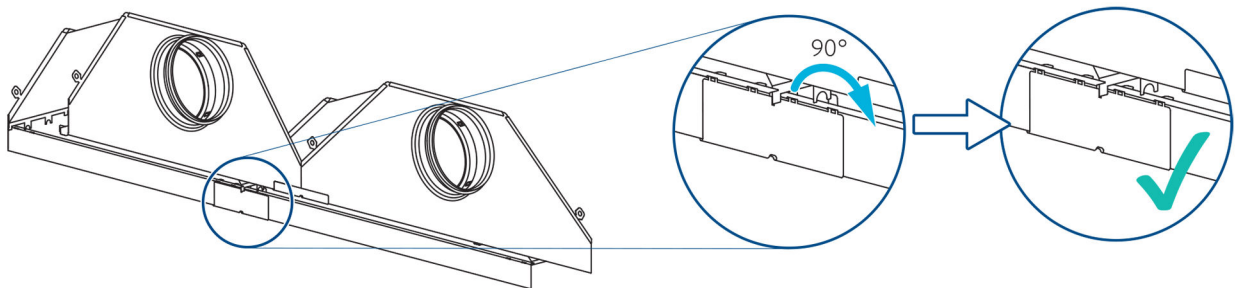
1



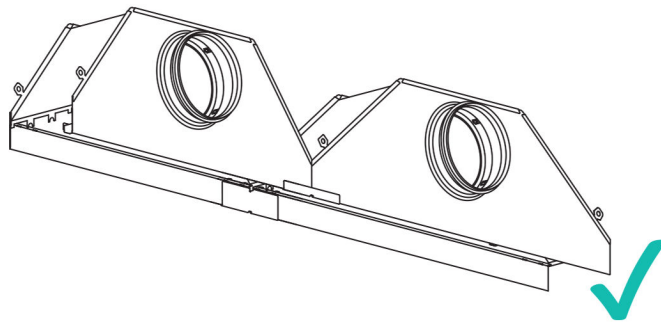
2



3




4

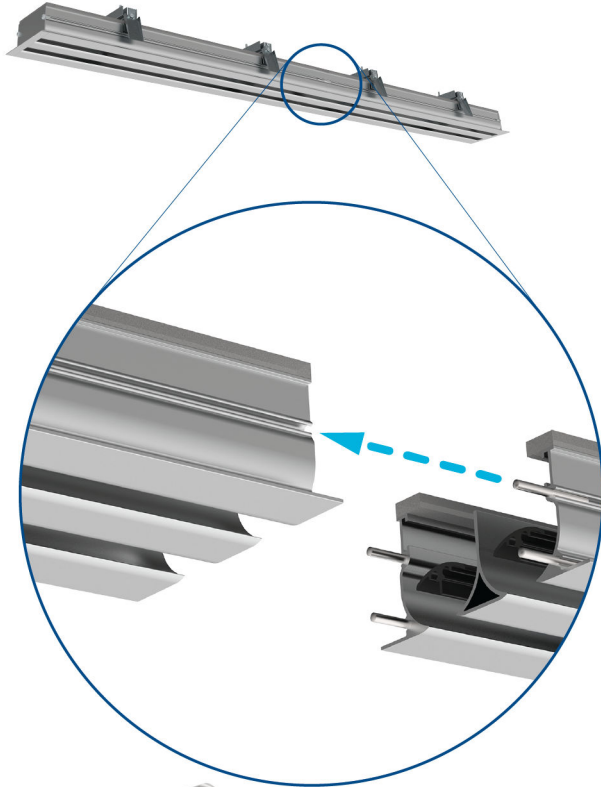


HELLA + CP-HELLA + HELLA

1

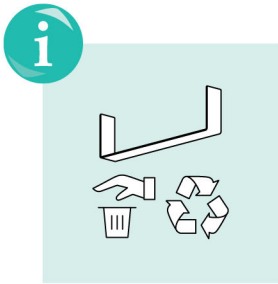
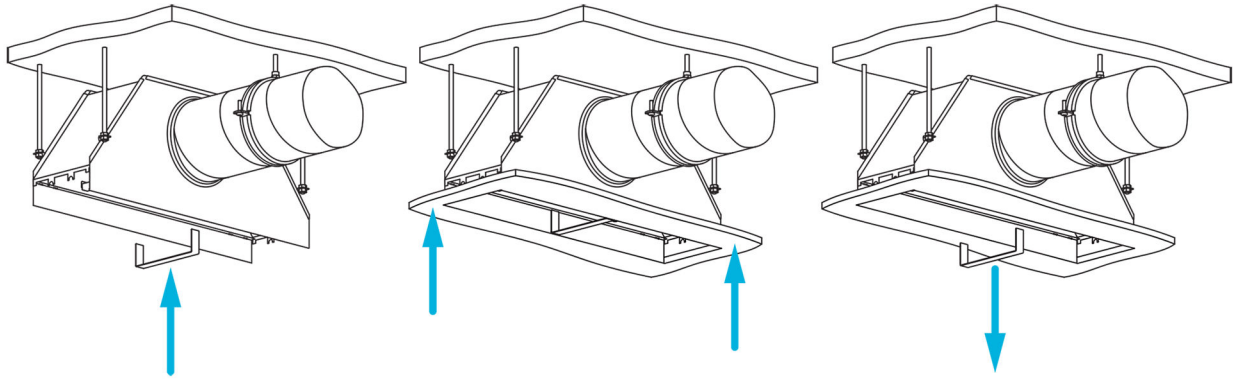


2

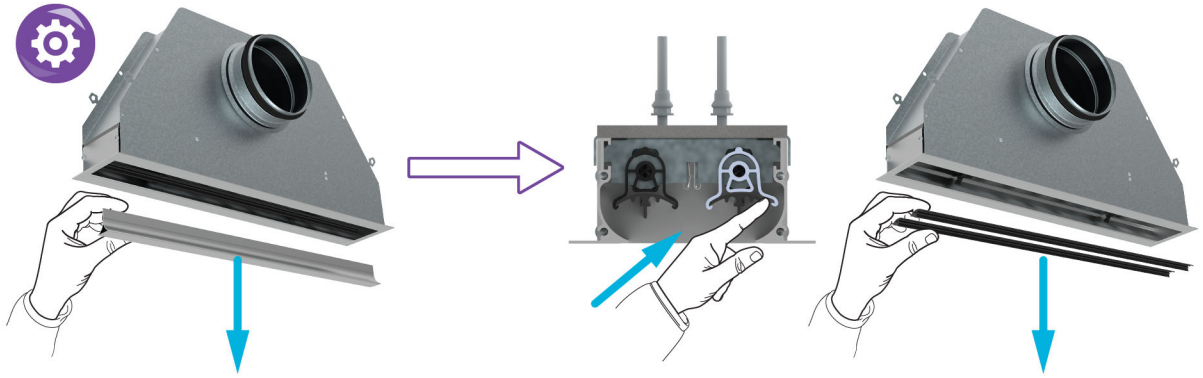


4 × 

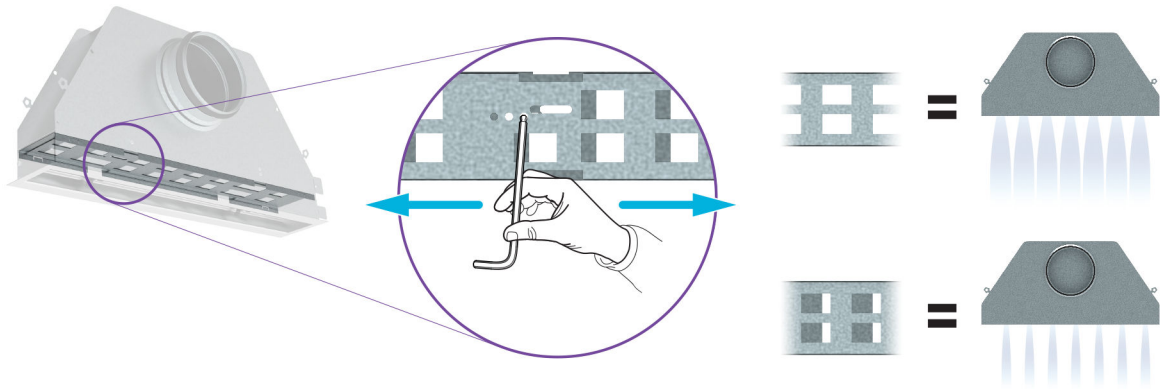
HELLA + S-HELLA



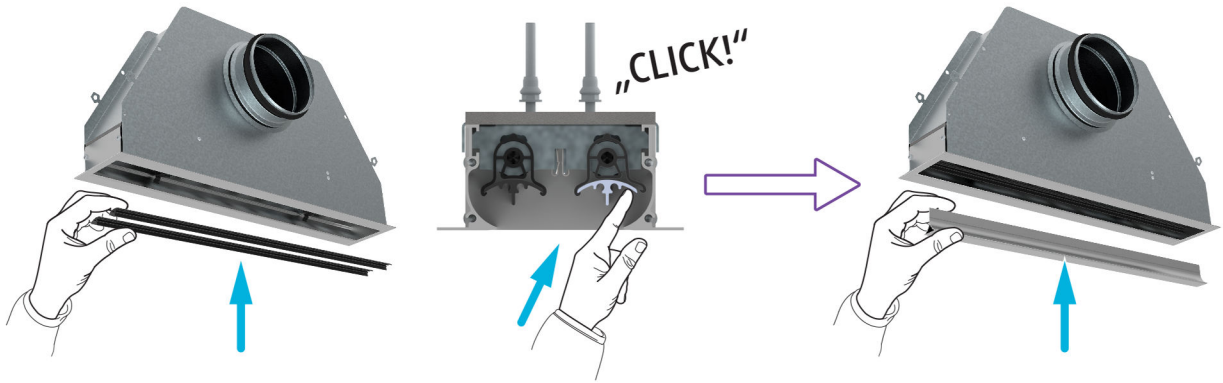
1

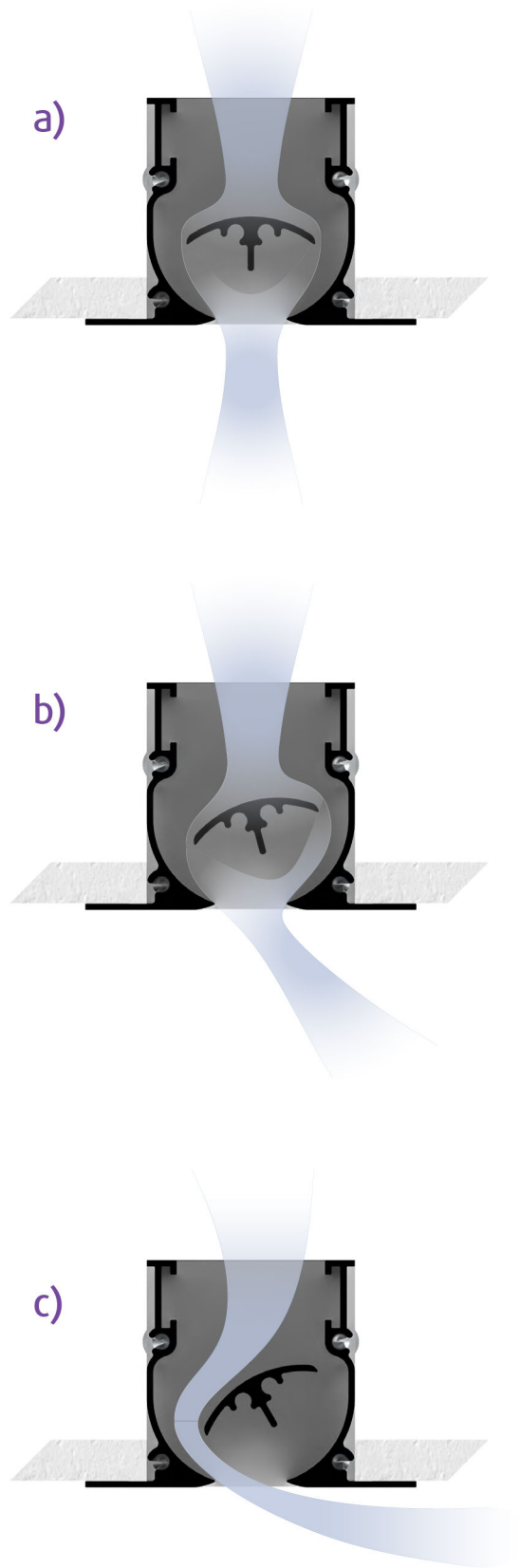
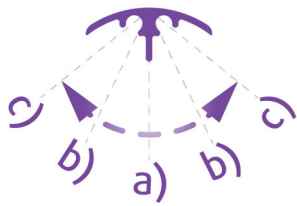
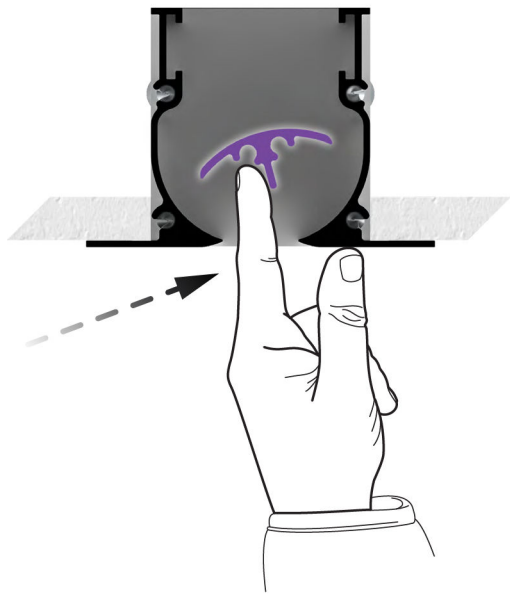


2

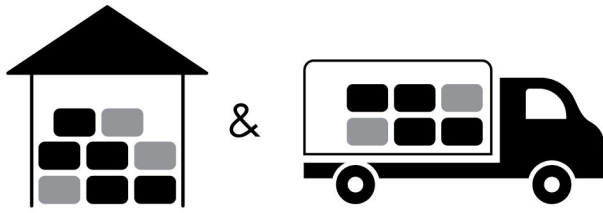


3






Transport, Storage and Operation




 °C -40°C ... +50°C

 % ≤ 95%



 °C -20°C ... +70°C

 % ≤ 95%

Supplement

Any deviations from the technical specifications contained herein and the terms should be discussed with the manufacturer. We reserve the right to make any changes to the product without prior notice, provided that these changes do not affect the quality of the product and the required parameters.

Current information on all products is available on design.systemair.com.

