

Pamir
5000

FRICO



Stylish and energy efficient air curtain for industrial premises

Pamir 5000, with a recommended installation height of 5 m or width of 7 m, has a modern and sleek design developed to fit all entrances. The air curtain is available for horizontal, vertical and recessed installation. The Pamir series is equipped with energy-efficient EC motors which enable stepless control of the airflow. An easy to open front allows quick access to facilitate both installation and maintenance.

Energy efficient and sustainable

The air curtain is equipped with EC motors that are up to 50% more energy efficient than traditional AC motors, and have a lower weight which makes for easier installations and greener transports.

Intelligent control options

The Pamir series is supplemented with an intelligent control system that allows you to optimize your comfort with minimum effort. Smart and automatic features enable simple set-up and operation for different Frico products groups.

High performance

Frico air curtains are developed and manufactured in Sweden. The air curtains are tested in one of the most modern and advanced air and sound laboratories in Europe which means that we can guarantee a high performance product.

Pamir 5000

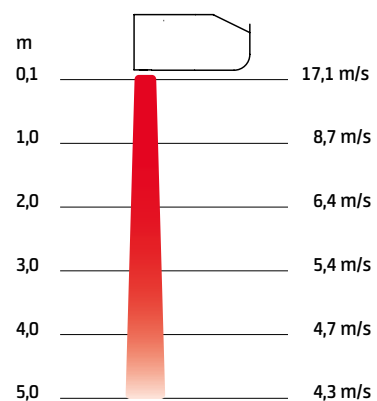


Available in 3 versions:

- 🌀 Ambient (without heat)
- ⚡ Electrical heating
- 💧 Water heating



Air velocity profile




Measurements according to ISO 27327-1. Average values for products in the series.

Pamir 5000

Frico's Thermozone technology optimizes the air curtain



Frico air curtains create an invisible barrier at openings and doors which separates different temperature zones without limiting access for people and vehicles. Thermozone technology creates a highly uniform air barrier with a perfect balance between air volume and air velocity, regardless of whether it is the heat or the cold that you want to keep inside. The adjustable outlet grille makes it possible to direct the air for an optimal air curtain effect.



Great energy savings

In many premises doors remain open for a significant part of the day, this results in huge losses of expensively heated or cooled air, especially when the temperature difference between outdoor and indoor air is great. With correctly installed air curtains great energy savings can be obtained.

Comfortable indoor climate

Air curtains with Thermozone technology have optimized performance to provide a comfortable indoor climate free from draughts. The air curtain also keeps out emissions and insects.

Low sound level

With Thermozone technology Frigo manufactures air curtains with very high airflow performance. This does not just make the air curtain more efficient, but also has other advantages such as extremely low sound levels and reduced turbulence.

Create the optimal solution to suit your specific needs

After you selected the air curtain to suit your specific needs (ambient, electrical heating, water heating) and length 1, 1,5, 2, or 2,5 m you assemble your control and accessory options:

Select control system

Choose one of our FC Control systems.



Add valve system

Water heated units must be supplemented with a valve system.



Select mounting options

Horizontal, recessed or vertical installation.



🌬 Ambient, no heat - PAFEC5000 A (IP24**) Voltage motor: 230V~

Item number	Type	Output	Airflow* ¹	Sound power* ²	Sound pressure* ³	Amperage motor [A]	Length [mm]	Weight [kg]
		[kW]	[m ³ /h]	[dB(A)]	[dB(A)]			
230375	PAFEC5010A	0	900/2950	80	34/66	4,4	1039	39
230379	PAFEC5015A	0	1350/4200	84	35/68	5,6	1549	51
230383	PAFEC5020A	0	1700/5900	86	39/70	8,1	2039	67
230387	PAFEC5025A	0	2150/7200	87	41/71	9,2	2549	82

⚡ Electrical heat - PAFEC5000 E (IP20)

Item number	Type	Output steps	Airflow* ¹	Δt* ⁴	Sound power* ²	Sound pressure* ³	Amperage motor [A]	Voltage [V] Amperage [A] (heat)	Length [mm]	Weight [kg]
		[kW]	[m ³ /h]	[°C]	[dB(A)]	[dB(A)]				
230376	PAFEC5010E12	3,9/7,8/12	900/2950	40/12	80	34/66	4,4	400V3~/16,9	1039	46
230380	PAFEC5015E18	6,0/12/18	1350/4200	40/13	84	35/68	5,6	400V3~/26	1549	66
230384	PAFEC5020E24	7,8/16/24	1700/5900	40/12	86	39/70	8,1	400V3~/33,8	2039	86
230388	PAFEC5025E30	9,9/20/30	2150/7200	42/12	87	41/71	9,2	400V3~/42,9	2549	104

💧 Water heat - PAFEC5000 WL, coil for low water temperature (≤80 °C) (IP24**) Voltage motor: 230V~

Item number	Type	Output* ⁵	Airflow* ¹	Δt* ^{4,5}	Water volume	Sound power* ²	Sound pressure* ³	Amperage motor [A]	Length [mm]	Weight [kg]
		[kW]	[m ³ /h]	[°C]	[l]	[dB(A)]	[dB(A)]			
230378	PAFEC5010WL	17	650/2700	28/18	1,9	82	32/66	4,3	1039	46
230382	PAFEC5015WL	26	1150/3950	27/19	3,0	82	33/66	5,5	1549	62
230386	PAFEC5020WL	35	1550/5400	27/19	4,1	83	35/67	8,0	2039	82
230390	PAFEC5025WL	46	1850/6900	28/20	5,2	85	37/69	9,1	2549	100

💧 Water heat - PAFEC5000 WH, coil for high temperature water (≥80 °C) (IP24**) Voltage motor: 230V~

Item number	Type	Output* ⁶	Airflow* ¹	Δt* ^{4,6}	Water volume	Sound power* ²	Sound pressure* ³	Amperage motor [A]	Length [mm]	Weight [kg]
		[kW]	[m ³ /h]	[°C]	[l]	[dB(A)]	[dB(A)]			
230377	PAFEC5010WH	14	650/2700	26/16	1,3	82	32/66	4,3	1039	45
230381	PAFEC5015WH	21	1150/3950	25/16	2,0	82	33/66	5,5	1549	60
230385	PAFEC5020WH	30	1550/5400	26/16	2,7	83	35/67	8,0	2039	79
230389	PAFEC5025WH	37	1850/6900	26/16	3,8	85	37/69	9,1	2549	96

*¹) Low/high airflow (2V/10V).

*²) Sound power (L_{WA}) measurements according to ISO 27327-2: 2014, Installation type E.

*³) Sound pressure (L_{pA}). Conditions: Distance to the unit 5 metres. Directional factor: 2. Equivalent absorption area: 200 m². At low/high airflow (2V/10V).

*⁴) Δt = temperature rise of passing air at maximum heat output and low/high airflow (2V/10V).

*⁵) Applicable at water temperature 60/40 °C, air temperature, in +18 °C.

*⁶) Applicable at water temperature 80/60 °C, air temperature, in +18 °C.

*⁷) Applicable at water temperature 40/30 °C, air temperature, in +18 °C.

*^{5,6,7}) See www.frico.net for additional calculations.

***) Horizontal mounting and vertical mounting to the right (seen from the inside): IP24.

Vertical mounting to the left (seen from the inside): IP21.

Approved for 220V/1ph/60Hz and 380V/3ph/60Hz. Product performance for 220V/1ph/60Hz and 380V/3ph/60Hz will differ from stated data.

Manufactured in Sweden with a corrosion proof housing made of hot zinc-plate and powder coated steel panels. Front and service hatch are made of powder coated aluminium. Colour front and service hatch: white, RAL 9016. Colour grille, rear section and ends: grey, RAL 7046.



Horizontal mounting

The recommended installation height of Pamir 5000 is 5 m. The air curtain can be installed on a wall or suspended from a ceiling. It can also be installed recessed into suspended ceilings.

When the air curtain is mounted horizontally the outlet air grille must be facing downwards as close to the door as possible. For the protection of wider openings, several units can be mounted next to each other using a joining kit. Design kits which conceals cables, pipes and mountings are available for both wall and ceiling installations.

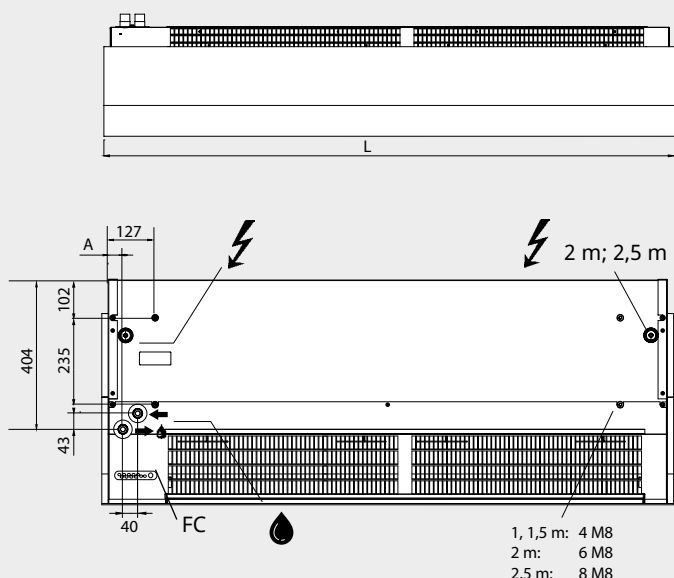
Connection

An easy to open front allows quick access to facilitate both installation and maintenance.

The air curtain has an integrated PC board which is connected to the selected external control system FC. Control is supplied by 230V~ to the PC board. The PC board is accessed via cable glands on the top of the unit. Communication and sensor cables are connected to the PC board.

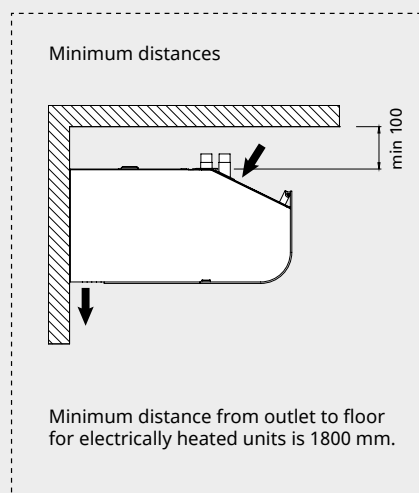
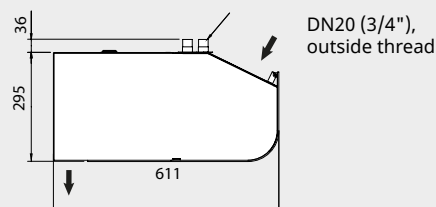
The electrical connection is made on the top of the unit. Power supply for electrical heated air curtains (400V3~) is routed via the motor compartment.

Water heated units are connected to the water system on top of the unit. Flexible hoses are available as accessories. Water heated units must always be supplemented with a valve kit mounted outside the unit. For an easy connection of valve systems, there are three different connection kits to choose from (accessories). See Valves and Accessories.



For wiring diagrams and other technical information, please see the manual and www.frico.net.

	L [mm]	A [mm]
PAFEC5010	1039	40
PAFEC5015	1549	40
PAFEC5020	2039	40
PAFEC5025	2549	39





Vertical mounting

The recommended installation width of Pamir 5000 is 7 m with air curtains on both sides of the opening. Units from 1,5 metres and longer may be used vertically. They can be reversed and placed on either side of the door.

The air curtain is mounted vertically as close as possible to the door. For the best effect air curtains should be placed on both sides of the opening. Each unit must be supplemented with a vertical kit (accessory) to mount it on the floor and also to mount two units on top of each other for higher entrances. The air curtain must always be secured at the top. The design kit (accessory) is used to hide pipes and cables.

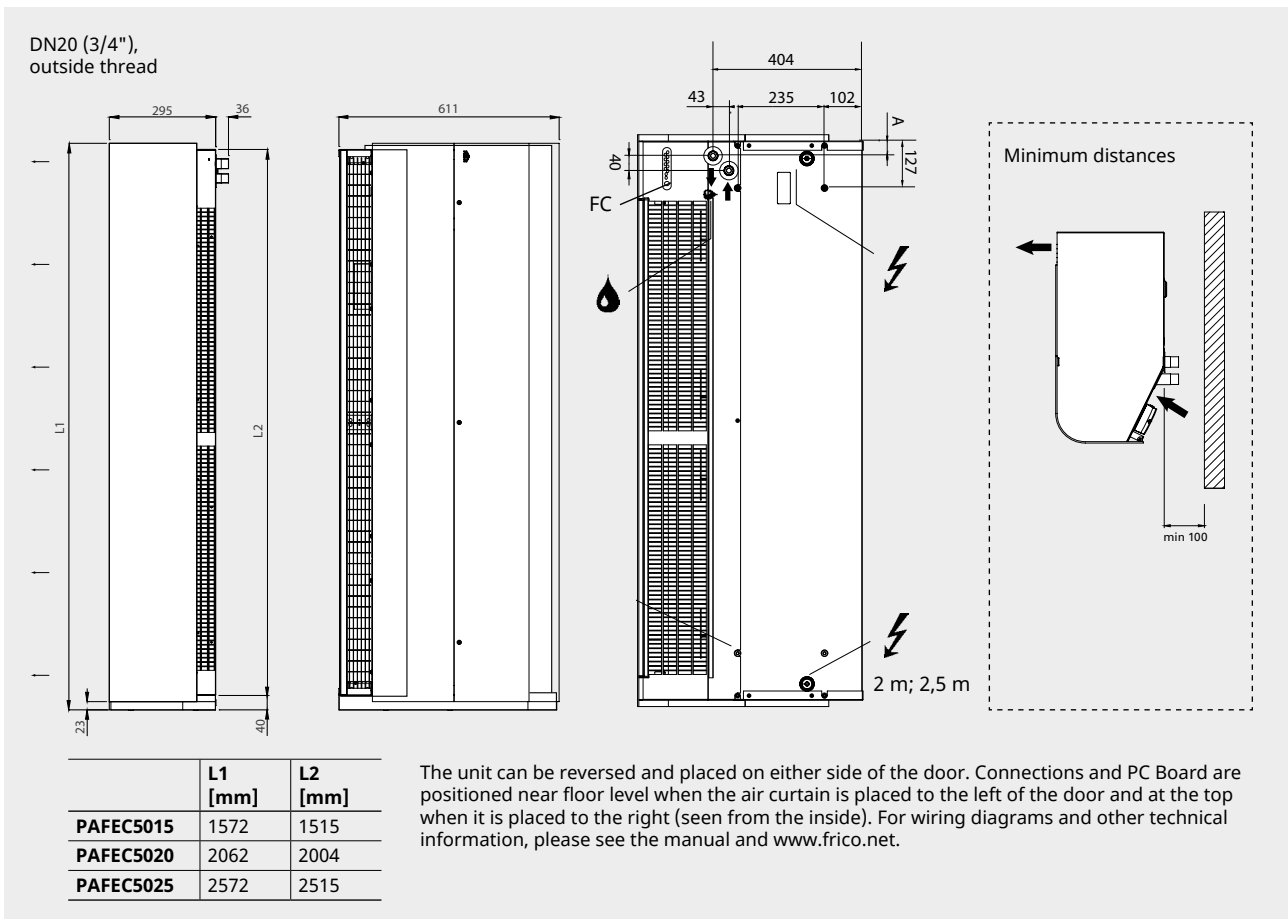
Connection

An easy to open front allows quick access to facilitate both installation and maintenance.

The air curtain has an integrated PC board which is connected to the selected external control system FC. Control is supplied by 230V~ to the PC board. The PC board is accessed via cable glands on the back of the unit. Communication and sensor cables are connected to the PC board.

The electrical connection is made on the back of the unit. Power supply for electrical heated air curtains (400V3~) is routed via the motor compartment.

Water heated units are connected to the water system on the back of the unit. Flexible hoses are available as accessories. Water heated units must always be supplemented with a valve kit mounted outside the unit. For an easy connection of valve systems, there are three different connection kits to choose from (accessories). See Valves and Accessories.



Frico air curtains come with an integrated PC-board and are supplemented with the intelligent control system FC of your choice, working together to create many smart and energy saving features. There are four different packages to choose from, depending on your requirements.

FC Direct

Entry level

- Door contact
- Calendar function
- Filter timer
- Built-in temperature sensor

FC Smart

FC Direct +

- Control via app (Bluetooth)
- Wireless sensors possible
- Adjustable calendar function
- Away and Boost function
- Adjustable filter timer
- Vestibule function
- Zone possibility
- Enhanced water control possible

FC Pro

FC Direct + FC Smart +

- Automatic air flow control
- Automatic heat blocking

FC Building - BMS

FC Direct +

- 0-10V, potential free contact or Modbus
 - Automatic air flow control*
 - Automatic heat blocking*
 - Heat and fan settings
 - Alarm indication
 - Read values
 - Enhanced water control possible
- * Requires outdoor temp signal*



FC Direct

Entry level control system for a great start. The door contact provides an automatic energy-saving function, as the air curtain becomes active only when the door is open. When the door is closed, it remains on stand-by or runs on a lower fan speed if extra heat is needed. With the calendar function, you can choose periods of comfort and reduced mode. The control panel has a built-in temperature sensor, which is used for control when external sensors are not used.



FC Smart

Second level control system for full freedom. FC Smart comes with all features from FC Direct plus additional energy saving features and the possibility of app control (Bluetooth). The app gives you access to all functions in the system, allowing you to set it up exactly the way you want it. It also enables you to create different zones with different settings in a larger system. The app FRICO CONTROL is available for both iOS and Android.



FC Pro

Third level control system for maximum savings. FC Pro comes with all features from FC Direct and FC Smart plus additional automatic energy saving features. By receiving and reacting to information about indoor and outdoor temperatures, the right amount of heat and air flow is added to avoid overshoots and thus reducing energy consumption.



FC Building - BMS system

Comprehensive control system for buildings, with the option to control via 0-10V, potential free contact (e.g. a relay) and/or Modbus RTU (RS485). FC Building enables you to receive product information status and alarms. Modbus allows for full use of all the energy saving features within the control system.

Item number	Type	Description
74684	FCDA	FC Direct, first level control system
74685	FCSA	FC Smart, second level control system
74686	FCPA	FC Pro, third level control system
74687	FCBA	FC Building, BMS system

FC Control system helps to create many smart and energy saving features. In addition to our four packages, components can be added to expand and customize the system. With the app levels (FC Smart and FC Pro) it is also possible to create and control different zones. Each added zone needs to be equipped with one FC Direct and can be designed to fit its specific needs by adding different accessories. Air curtains and fan heaters with FC can be installed in separate zones in the same system.



FC Direct, control kit

Control panel for fan and heat, door contact and 5 m communication cable. Used for additional zones with FC Smart and FC Pro. IP44.



FCRTX, external room temperature sensor

For reading of the room temperature on another location than that of the control panel, incl. 10 m sensor cable. IP20.



FCOTX, outdoor temperature sensor

Reading the outdoor temperature, incl. 10 m sensor cable. Enables automatic air curtain control and heat blocking. IP44.



FCLAP, local access point

Local access point for extra wireless sensors (when operating more than 8 sensors) and extended range for wireless sensors or app control (Bluetooth), incl. 10 m communication cable. IP44.



FCSC/FCBC, cable

FCSC Sensor cable available in 10 or 25 m for extra length. FCBC Communication cable for additional products within the same zone, available in 5, 10 or 25 m.



FCTXRF, indoor/outdoor wireless sensor

Indoor/outdoor wireless sensor with same features as FCRTX and FCOTX. The set up as outdoor or indoor sensor is made by a switch inside the sensor. Range up to 50 m. Battery life: 3-5 years (2xAAA). IP44.



FC Direct

Content

- FCCF control panel
- FCBC05
- FCDC

FC Smart

Content

- FCCF control panel
- FCBC10
- FCDC
- FCLAP

FC Pro

Content

- FCCF control panel
- FCBC10
- FCDC
- FCLAP
- FCTXRF

FC Building - BMS

Content

- FCCF control panel
- FCBC10
- FCDC
- FCBAP building access point

Item number	Type	Description	Dimensions
74684	FCDA	FC Direct, first level control system	89x89x26 mm (FCCF)
74694	FCRTX	External room temperature sensor	39x39x23 mm
74695	FCOTX	Outdoor temperature sensor	39x39x23 mm
74699	FCLAP	Local access point for extra wireless sensors and extended range	89x89x26 mm
74718	FCBC05	Extra communication cable, 5 m	5 m
74719	FCBC10	Extra communication cable, 10 m	10 m
74720	FCBC25	Extra communication cable, 25 m	25 m
74721	FCSC10	Extra sensor cable, 10 m	10 m
74722	FCSC25	Extra sensor cable, 25 m	25 m
17495	FCDC	Door contact	
74703	FCTXRF	Indoor/outdoor wireless sensor (for FC Smart, FC Pro)	89x89x26 mm

Water heated units must be supplemented with valves. The valve system controls the water flow and activates maximum heat only when needed. By activating the built-in bypass feature, a small leakage flow is let through to make sure there is always hot water in the heating coil, providing frost protection and faster heating. The return water temperature sensor is making sure that as much energy as possible from the water in the coil is used, thus reducing energy consumption.



VPFC, pressure independent and modulating valve system

Two way pressure independent control and adjustment valve with modulating actuator and shut-off valve. UNSG-R: union set with swiveling nut and female thread.



WCK, Water connection kit

Water connection kit containing all necessary couplings and hoses to connect from product to valve system. The water connection kits are intended for valve systems containing a pressure independent control and adjustment valve.



UNSG and ANS, connection kits for valve system

UNSG: union set with swiveling nut and press end.

ANS: adapter nippel set with male thread and press end.



FCWTA, return water temperature sensor

Enables control of return water temperature and automatic bypass function, which provides extended frost protection and reduced energy consumption.

Item number	Type	DN	Flow range l/s
238293	VPFC15LF	DN15	0,012-0,068
238294	VPFC15NF	DN15	0,024-0,13
238295	VPFC20	DN20	0,058-0,32
238296	VPFC25	DN25	0,10-0,60
238297	VPFC32	DN32	0,22-1,03

Item number	Type	Description	Length
459330	WCK8	Water connection kit	1000
459331	WCK9	Water connection kit	350

Item number	Type	Description	Consists of
333344	UNSG2015	Union set G20 x 15mm	2
333345	UNSG2518	Union set G25 x 18mm	2
333346	UNSG2522	Union set G25 x 22mm	2
333347	UNSG3228	Union set G32 x 28mm	2
333348	UNSG4035	Union set G40 x 35mm	2
333349	ANS1515	Adapter nippel set R15	2
333350	ANS2018	Adapter nippel set R20	2
333351	ANS2022	Adapter nippel set R20	2
333352	ANS2528	Adapter nippel set R25	2
333353	ANS3235	Adapter nippel set R32	2
74702	FCWTA	Return water temperature sensor	1

Pamir 5000



Accessories - water heated units

PA34EF, external intake filter

Fine mesh filter that prevents ingress of dirt and deposits to water heated units. The filter is easy to attach and remove thanks to the integrated magnetic strips. Makes maintenance easier since the unit does not need to be opened.

DTV200S, filter pressure guard

Measures the differential pressure, which indicates how dirty the filter is in water heated units. The metering hose is connected to the suction side of the unit (after the filter). Adjustment is performed on site depending on the unit and the environment. Adjustable range 20-300 Pa. Potential free, changeover alarm contact.

Item number	Type	Used for	Consists of
19064	PA34EF10	PAFECW5010	1
19065	PA34EF15	PAFECW5015	1
19066	PA34EF20	PAFECW5020	1
19067	PA34EF25	PAFECW5025	1
17597	DTV200S	PAFECW5010/5015/5020/5025	1



PAWBL, wall brackets

Brackets for installing unit horizontally on a wall, length 560 mm.



PA34CB, ceiling brackets

Ceiling brackets for installing the unit from the ceiling using wires or threaded bars (not included). Best combined with vibration dampers (PA34VD) when using threaded bars.



PA34WS, wire suspension kit

Galvanized wires with wire locks to secure the unit from the ceiling. Length 3 m. Used together with ceiling brackets (PA34CB).

PA34TR, threaded bars

Threaded bars for installing unit on to a ceiling. Length 1 m. Used together with ceiling brackets (PA34CB). Supplemented with vibration dampers (PA34VD) for reduced vibration.

PA34VD, vibration dampers

Reduces vibrations for ceiling installations with threaded bars.



PA4JK, joining kit

Used to join horizontal units together for a sleek and unified installation. Consists of joint bracket and mounting parts.



PA4XT, outlet extension

Outlet extension with telescopic function. Used for recessed installation of units in suspended ceilings. 130-200 mm.



PA4DW, design kit for wall mounting

Used to conceal mountings, cables and pipes. Used together with ceiling brackets PA34WB.



PA4DC, design kit for ceiling mounting

Used to conceal mountings, cables and pipes. The design kit has a telescope function that can be adapted for the installation. It can also be extended with one or more extension parts. Two design kits are required for 1 and 1.5 metre units, while 2 metre units need three kits and 2.5 metre units need four kits. Available in: PA3DCS small 200-300 mm, PA3DCM medium 300-500 mm, PA3DCL large 500-900 mm, PA3DXT extension 420 mm.



Item number	Type	Used for	Consists of
214951	PAWBL15	PAFEC5010/5015	2
214952	PAWBL20	PAFEC5020	3
214953	PAWBL30	PAFEC5025	4
18059	PA34CB15	PAFEC5010/5015	4
18060	PA34CB20	PAFEC5020	6
18061	PA34CB30	PAFEC5025	8
18062	PA34WS15	PAFEC5010/5015	4
18063	PA34WS20	PAFEC5020	6
18064	PA34WS30	PAFEC5025	8
18056	PA34TR15	PAFEC5010/5015	4
18057	PA34TR20	PAFEC5020	6
18058	PA34TR30	PAFEC5025	8
18065	PA34VD15	PAFEC5010/5015	4
18066	PA34VD20	PAFEC5020	6

Item number	Type	Used for	Consists of
18067	PA34VD30	PAFEC5025	8
110760	PA4JK	PAFEC5000	1
19090	PA4XT10	PAFEC5010	1
19091	PA4XT15	PAFEC5015	1
19092	PA4XT20	PAFEC5020	1
19093	PA4XT25	PAFEC5025	1
110838	PA4DW10	PAFEC5010	1
110839	PA4DW15	PAFEC5015	1
110840	PA4DW20	PAFEC5020	1
110841	PA4DW25	PAFEC5025	1
13557	PA4DCS	PAFEC5000	1
13559	PA4DCM	PAFEC5000	1
13560	PA4DCL	PAFEC5000	1
13561	PA4DXT	PAFEC5000	1




PA4JK, vertical kit

Used to adapt a horizontal unit for vertical installation. Includes floor frame and mounting parts to support the top. Vertical kit allows two units to be installed on top of each other. One vertical kit is needed per unit.



AXP300, collision protection

Floor placed protection against impact from e.g. shopping trolleys.



PA4VDW, design kit for vertical mounting

Used to conceal cables and pipes.



PA4HE, extension hood

Fills the space between the unit and the ceiling for vertical mounting and provides a neater installation. Height 100-2000 mm. State distance between the top of the air curtain and the ceiling when ordering. Also state if the unit is mounted to the left or to the right side of the opening (seen from the inside). A vertical kit is included. PA4HEVDW: extension hood for units with design kit.

Item number	Type	Used for	Consists of
110760	PA4JK	PAFEC5010/5015/5020/5025	1
10028	AXP300	PAFEC5010/5015/5020/5025	1
110754	PA4VDW15	PAFEC5015	1
110755	PA4VDW20	PAFEC5020	1
110756	PA4VDW25	PAFEC5025	1
FE10245	PA4HE	PAFEC5015/5020/5025	1
FE10247	PA4HEVDW	PAFEC5015/5020/5025	1



Vertical mounted Pamir 5000 with a vertical kit to allow two units to be installed on top of each other.