

Control SWH - SIRE control system

SWH is prepared for the SIRE control system whose pre-programmed default settings and many features make it easy to install and use the fan heater. The control system is pre-installed in SWH with an integrated PC board. If more than one SWH should be controlled by a single SIRE, an additional modular cable SIRECC per unit is needed. Cables between units can easily be joined together by using joint piece SIRECJ. SIRE is supplied pre-programmed with quick fit plug connections and is very easy to use and install.

SIRE learns the requirements and can provide fully automated room heating with calendar function and selectable switch off at set temperatures for up to nine units. Using SIRE no more energy is consumed than necessary. Because the fan speed is adapted, the sound level is optimized and is never higher than is necessary for comfort. With SIRE Advanced it is possible to choose between Eco and Comfort mode dependent on whether energy savings or optimal comfort has been prioritised.

SWH is delivered pre-programmed in Automatic control, fan position 4. For optimum performance of heat output and sound level, fan speeds up to step 4 are recommended. Fan position 5 is available in Manual control.

There are three different levels with different functionality to choose from, Basic, Competent or Advanced.

Functions SIREBN Basic

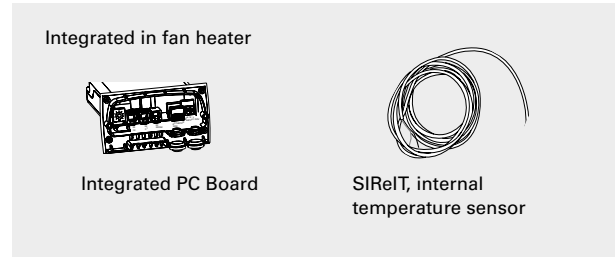
- Manual regulation of the fan and temperature
- Automatic control of fan speed and temperature with integrated thermostat.

Functions SIREFCY Competent

- All functions for Basic
- Calendar function
- Filter alarm
- Simple BMS control - on/off, fan speed and alarm functions
- Possibility to change preset values for each fan step (SWH EC).

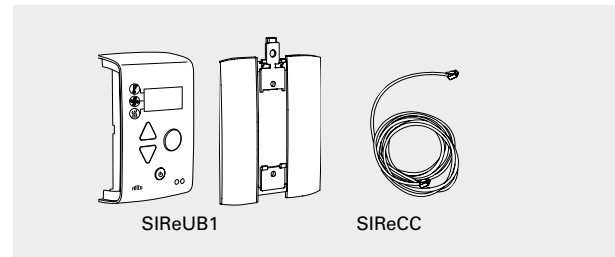
Functions SIREFAY Advanced

- All functions for Competent
- Eco mode - extra energy-efficient mode
- Comfort mode - when comfort is important
- Advanced BMS control
- Max limit of return water temperature.
- Stepless heat control.
- Possibility to use an external filter guard.



Type	Description
SIREBN	Control system SIRE Basic
SIREFCY	Control system SIRE Competent for fan heaters
SIREFAY	Control system SIRE Advanced for fan heaters
SIRERTX	External room temperature sensor
SIREWTA	Clamp-on sensor
SIRECC603	Modular cable RJ12 (6/6) 3 m
SIRECC605	Modular cable RJ12 (6/6) 5 m
SIRECC610	Modular cable RJ12 (6/6) 10 m
SIRECC615	Modular cable RJ12 (6/6) 15 m
SIRECC640	Modular cable RJ12 (6/6) 40 m

Basic - SIREBN - Simple and low cost



Manual or automatic control of fan speed and temperature with an integrated thermostat. Possibility of selecting whether the fan should be switched off or not at set room temperature, depending whether sound comfort or circulation of room air is prioritised. Alarm via control unit.

Included in SIREBN Basic:

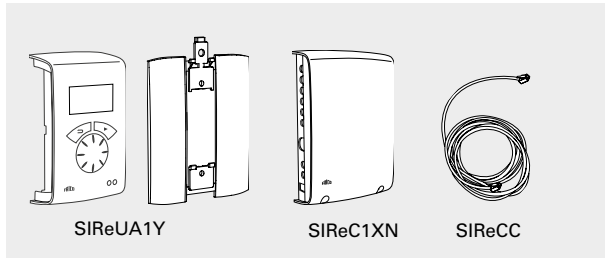
- SIREUB1, control unit with built in room temperature sensor. Wall unit cover included.
- SIRECC, modular cable, RJ12 (6p/6c), 5 m

Accessories

- SIRERTX, external room temperature sensor, RJ11 (4p/4c), 10 m
- SIRECC, modular cable, RJ12 (6p/6c), 5, 10, 15, 40 m
- VLSP, pressure independent valve system on/off

Fan heater SWH

Competent - SIREFCY - Extended functionality



Manual or automatic control of fan speed and temperature with an integrated thermostat. Possibility of selecting whether the fan should be switched off or not at set room temperature, depending whether sound comfort or circulation of room air is prioritised. Possibility to change preset values for each fan step (SWH EC).

Calendar function with weekly program and night mode. Filter alarm that indicates when it is time to change or clean the filter. Alarm via control unit or BMS.

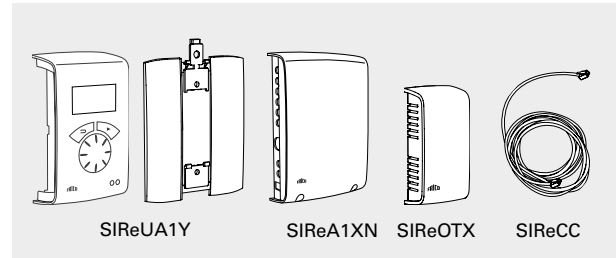
Included in SIREFCY Competent:

- SIREUA1Y, control unit with built in room temperature sensor. Wall unit cover included.
- SIREC1XN, PC board HUB Competent
- SIRECC, modular cables, RJ12 (6p/6c), 3 m resp. 5 m

Accessories

- SIRERTX, external room temperature sensor, RJ11 (4p/4c), 10 m
- SIRECC, modular cable, RJ12 (6p/6c), 5, 10, 15, 40 m
- VLSP, pressure independent valve system on/off

Advanced - SIREFAY - fully automatic with extended functionality



Manual or automatic control of fan speed and temperature with an integrated thermostat. Possibility of selecting whether the fan should be switched off or not at set room temperature, depending whether sound comfort or circulation of room air is prioritised. Possibility to change preset values for each fan step (SWH EC).

Calendar function with weekly program and night mode. Filter alarm that indicates when it is time to change or clean the filter. Alarm via control unit or BMS.

Possible to control and monitor using BMS system.

Choose between Eco and Comfort mode dependent on whether energy savings or optimal comfort has been prioritised. Valve system VLP is required to use SIRE Advanced.

Included in SIREFAY Advanced:

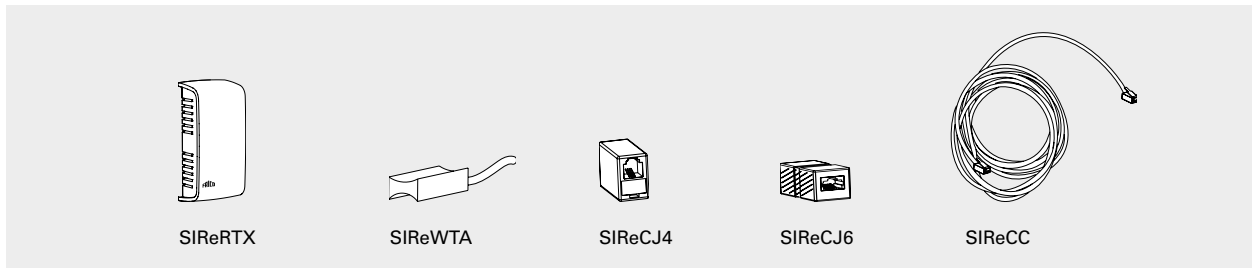
- SIREUA1Y, control unit with built in room temperature sensor. Wall unit cover included.
- SIREA1XN, PC board HUB Advanced
- SIREOTX, outdoor temperature sensor
- SIRECC, modular cables, RJ12 (6p/6c), 3 m resp. 5 m

Accessories

- SIRERTX, external room temperature sensor, RJ11 (4p/4c), 10 m
- SIREWTA, return water sensor, RJ11 (4p/4c), 3 m
- SIRECC, modular cable, RJ12 (6p/6c), 5, 10, 15, 40 m
- VLP, pressure independent and modulating valve system



SIRe control system - options



SIReRTX, external room temperature sensor
Used to obtain a better measuring point in the premises when the control unit is located so that the internal room temperature sensor does not show a relevant value. 10 m. cable with modular connector RJ11 (4p/4c).

SIReCJ4/SIReCJ6, joint piece
Used to join two RJ11 (4p/4c) respectively RJ12 (6p/6c).

SIReCC, modular cables
Modular cables RJ11 (4p/4c) and RJ12 (6p/6c). Available in lengths of 3, 5, 10 and 15 m (RJ12 also in 40 m).

SIReWTA, return water sensor
Clamp-on sensor for return water temperature control. 3 m. cable with modular connector RJ11 (4p/4c). Should be mounted on the return pipe on the heating coil.

Type	Description
SIReRTX	External room temperature sensor, NTC10KΩ
SIReWTA	Return water sensor RJ11 (4p/4c) 3 m IP65
SIReCJ4	Used to join two RJ11 (4/4)
SIReCJ6	Used to join two RJ12 (6/6)
SIReCC603	Modular cable RJ12 (6/6) 3 m
SIReCC605	Modular cable RJ12 (6/6) 5 m
SIReCC610	Modular cable RJ12 (6/6) 10 m
SIReCC615	Modular cable RJ12 (6/6) 15 m
SIReCC640	Modular cable RJ12 (6/6) 40 m
SIReCC403	Modular cable RJ11 (4/4) 3 m
SIReCC405	Modular cable RJ11 (4/4) 5 m
SIReCC410	Modular cable RJ11 (4/4) 10 m
SIReCC415	Modular cable RJ11 (4/4) 15 m

