

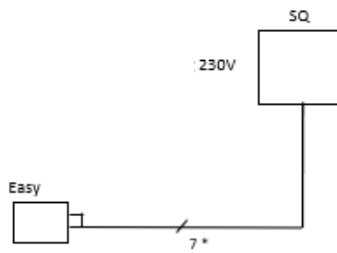
## TControl Easy 3s Implementation

---



Item number TControl Easy 3s (white):

315947

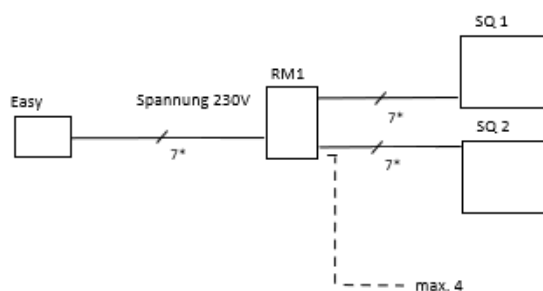


- Core cable NYM min. 1.5 mm cross-section
- Modbus: 0.75 mm cross-section shielded cable
- Sensor cable / signal cable 0-10V: min. 0.75 mm cross-section

<b>SysSquare</b>	
<b>TControl Easy 3s</b>	<b>Clamp</b>
1 Fan speed Low	V1 Low
2 Fan speed Med.	V2 Med.
3 Fan speed High	V3 High
4 Heating	H. Heating valve
5 Cooling	C. Cooling valve
6 L1 Line	
11 N Neutral	N. Neutral
12 L1 Phase	L. Phase L1
	PE

<b>SysCoilComfort</b>	
<b>TControl Easy 3s</b>	<b>Clamp</b>
1 Fan speed Low	3 Fan speed Low
2 Fan speed Med.	4 Fan speed Med.
3 Fan speed High	5 Fan speed High
4 Heating	8 Heating valve
5 Cooling	7 Cooling valve
6 L1 Line	
11 N Neutral	N. Neutral
12 L1 Phase	L. Phase L1
	PE

<b>Ductys</b>	
<b>TControl Easy 3s</b>	<b>Clamp</b>
1 Fan speed Low	3 Fan speed Low
2 Fan speed Med.	4 Fan speed Med.
3 Fan speed High	5 Fan speed High
4 Heating	8 Heating valve
5 Cooling	7 Cooling valve
6 L1 Line	
11 N Neutral	N. Neutral
12 L1 Phase	L. Phase L1
	PE



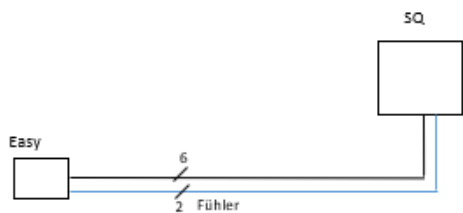
- Core cable NYM min. 1.5 mm cross-section
- Modbus: 0.75 mm cross-section shielded cable
- Sensor cable / signal cable 0-10V: min. 0.75 mm cross-section

RM1 Box	
TControl Easy 3s	Clamp
1 Fan speed Low	3 Fan speed Low
2 Fan speed Med.	4 Fan speed Med.
3 Fan speed High	5 Fan speed High
4 Heating	6 Heating valve
5 Cooling	7 Cooling valve
6 L1 Line	
11 N Neutral	1. N Neutral
12 L1 Phase	2. L. Phase L1
	PE

RM1 Box	
RM1 Box	SysQuare
1.3 Fan speed Low	V1 Low
1.4 Fan speed Med.	V2 Med.
1.5 Fan speed High	V3 High
1.1 Cooling valve	C. Cooling valve
1.6 Heating valve	H. Heating valve
1. L Phase L1	L. Phase L1
1.2. Neutral	N. Neutral
1.PE	PE

RM1 Box	
RM1 Box	SysCoilComfort
1.3 Fan speed Low	3 Fan speed Low
1.4 Fan speed Med.	4 Fan speed Med.
1.5 Fan speed High	5 Fan speed High
1.1 Cooling valve	7 Cooling valve
1.6 Heating valve	8 Heating valve
1. L Phase L1	2. L. Phase L1
1.2. Neutral	1. N Neutral
1.PE	PE

RM1 Box	
RM1 Box	Ductys
1.3 Fan speed Low	3 Fan speed Low
1.4 Fan speed Med.	4 Fan speed Med.
1.5 Fan speed High	5 Fan speed High
1.1 Cooling valve	7 Cooling valve
1.6 Heating valve	8 Heating valve
1. L Phase L1	2. L. Phase L1
1.2. Neutral	1. N Neutral
1.PE	PE



- Core cable NYM min. 1.5 mm cross-section
- Modbus: 0.75 mm cross-section shielded cable
- Sensor cable / signal cable 0-10V: min. 0.75 mm cross-section

SysQuare	
TControl Easy 3s	Clamp
1 Fan speed Low	V1 Low
2 Fan speed Med.	V2 Med.
3 Fan speed High	V3 High
4 Heating	H. Heating valve
5 Cooling	C. Cooling valve
6 L1 Line	
Pipe contact sensor	Forerun
RAT	
11 N Neutral	N. Neutral
12 L1 Phase	L. Phase L1
	PE

SysCoilComfort	
TControl Easy 3s	Clamp
1 Fan speed Low	3 Fan speed Low
2 Fan speed Med.	4 Fan speed Med.
3 Fan speed High	5 Fan speed High
4 Heating	8 Heating valve
5 Cooling	7 Cooling valve
6 L1 Line	
Pipe contact sensor	Forerun
RAT	
11 N Neutral	N. Neutral
12 L1 Phase	L. Phase L1
	PE

Ductys	
TControl Easy 3s	Clamp
1 Fan speed Low	3 Fan speed Low
2 Fan speed Med.	4 Fan speed Med.
3 Fan speed High	5 Fan speed High
4 Heating	8 Heating valve
5 Cooling	7 Cooling valve
6 L1 Line	
Pipe contact sensor	Forerun
RAT	
11 N Neutral	N. Neutral
12 L1 Phase	L. Phase L1
	PE